

# Sturgis Rally Counts



1999 - 2011



South Dakota Dept. of Transportation  
Office of Transportation Inventory Management



SOUTH DAKOTA DEPARTMENT OF TRANSPORTATION

# Sturgis Rally Counts 1999-2011

---

August 2011

© South Dakota Dept of Transportation  
Office of Transportation Inventory Management  
700 E Broadway Ave  
Pierre, SD 57501  
Phone 605.773.3278 • Fax 605.773.4870

<http://www.sddot.com/pe/data/traf.asp>

**In Cooperation with:**

United States Department of Transportation  
Federal Highway Administration

The South Dakota Department of Transportation provides services without regard to race, color, gender, religion, national origin, age or disability, according to the provisions contained in SDCL 20-13, Title VI of the Civil Rights Act of 1964, the Rehabilitation Act of 1973, as amended, the Americans With Disabilities Act of 1990 and Executive Order 12898, Federal Actions to Address Environmental Justice in Minority Populations and Low-Income Populations, 1994.

Any person who has questions concerning this policy or who believes he or she has been discriminated against should contact the Department's Civil Rights Office at 605-773-3540.

## INTRODUCTION

---

Traffic counts have been taken at the Sturgis Motorcycle Rally beginning in 1990 which was the 50th Rally. Counts are taken at 24 locations. A map showing the 24 count locations is included on the next page.

Traffic can enter Sturgis at 8 locations. These are:

1. Site 3: I-90 Exit 32 WB offramp
2. Site 6: I-90 Exit 32 EB offramp
3. Site 9: I-90 Exit 30 EB offramp
4. Site 11: I-90 Exit 30 WB offramp
5. Site 13: US 14A EB
6. Site 17: SD 34 WB east of Buffalo Chip Campground
7. Site 22: SD 79 north of Bear Butte
8. Site 23: Vanocker Canyon Rd

Below is the Daily traffic entering Sturgis for the 2011 Rally.

### ***Entering Sturgis - Official Rally Dates 2011***

<i>Site</i>	<i>08-Aug</i>	<i>09-Aug</i>	<i>10-Aug</i>	<i>11-Aug</i>	<i>12-Aug</i>	<i>13-Aug</i>	<i>14-Aug</i>
3	15,744	14,374	14,134	13,281	12,491	9,368	4,883
6	5,297	4,762	5,603	4,509	3,731	2,341	1,026
9	13,031	10,485	10,496	10,022	9,247	6,386	3,451
11	9,524	8,839	10,828	8,310	7,936	5,063	2,733
13	20,575	18,940	18,916	18,424	16,004	13,717	7,533
17	3,805	3,736	3,746	3,509	2,827	2,050	1,106
22	6,789	6,419	6,926	5,978	4,912	3,381	1,673
23	3,438	2,545	2,510	2,828	2,561	1,875	749
<i>Total</i>	<i>78,203</i>	<i>70,100</i>	<i>73,159</i>	<i>66,861</i>	<i>59,709</i>	<i>44,181</i>	<i>23,154</i>

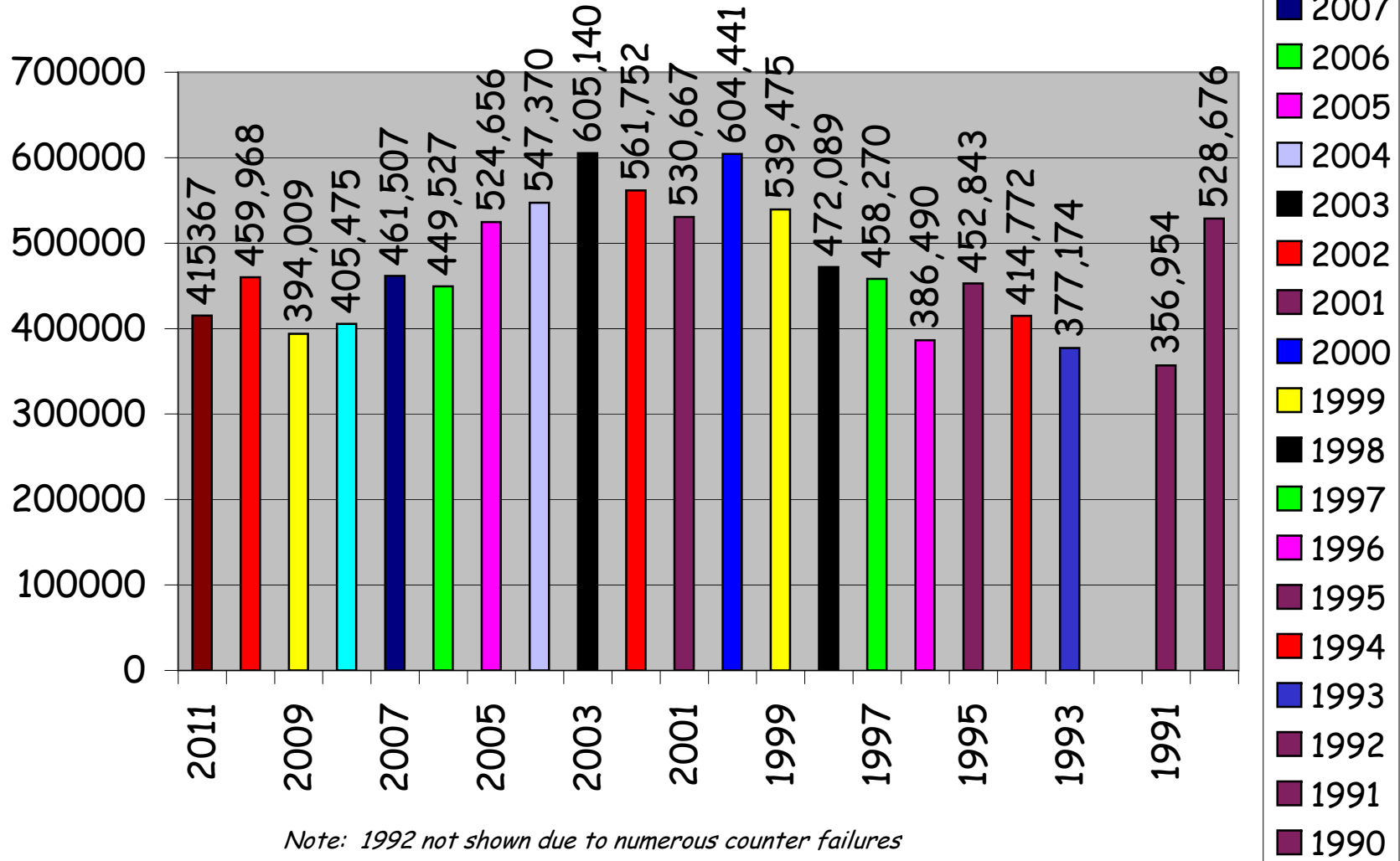
*xxxxx = estimated*

<b>Total for 7 days: 415,367</b>
----------------------------------

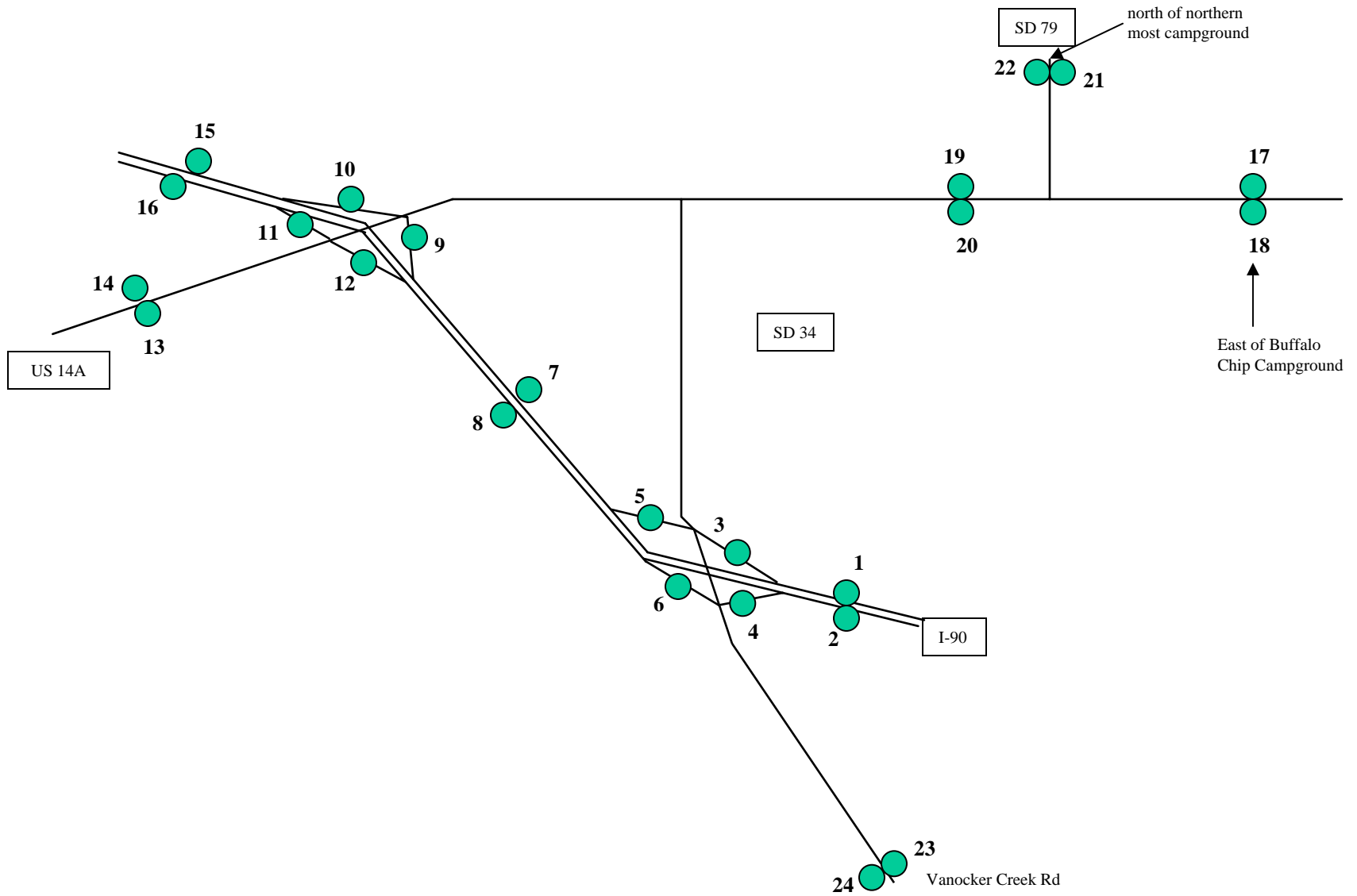
Traffic for the Official Rally Dates was **down 9.7%** over last year. 2010 Traffic entering Sturgis at the 8 locations was 459,968. Traffic entering for 2011 at the 8 locations was 415,367.

If you add the Saturday and Sunday before the official Monday start of the Rally to the analysis (9 days instead of the usual 7 days), traffic is **down 10.5%** compared to the same period in 2010 (538,359 in 2011 compared to 601,324 in 2010).

## Total Traffic Entering Sturgis (Official Rally Week)



# 2011 STURGIS MOTORCYCLE RALLY COUNT LOCATIONS

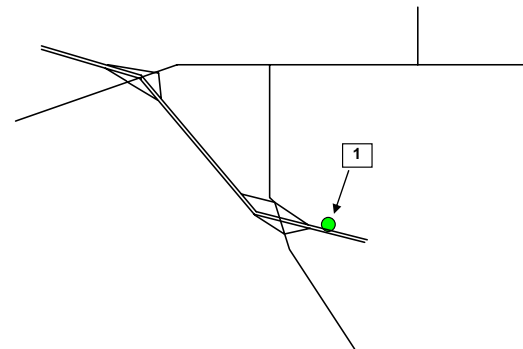
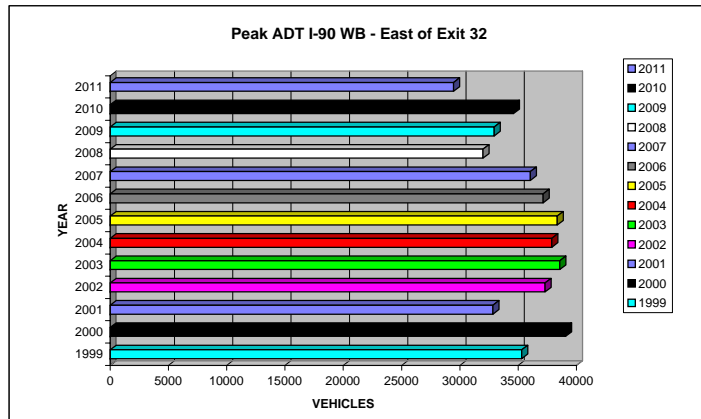


# Site 1

## I-90 WB East of Exit 32

Daily Traffic Volumes - 24 Hours																											
	1999	2000	2001	2002	2003	2004	2005	2006	2007	2008	2009	2010	2011														
27-Jul	tue	thu	fri	sat	sun	tue	wed	thu	fri	sun	mon	tue	wed														
28-Jul	wed	fri	sat	sun	mon	wed	thu	fri	sat	mon	tue	wed	thu														
29-Jul	thu	sat	sun	mon	tue	thu	fri	sat	sun	tue	wed	thu	fri														
30-Jul	fri	sun	mon	tue	wed	thu	fri	sat	sun	mon	wed	thu	sat														
31-Jul	sat	mon	tue	wed	thu	sat	sun	mon	tue	thu	fri	sat	sun														
01-Aug	sun	tue	wed	thu	fri	sun	mon	tue	wed	fri	sat	27,794	sun	mon													
02-Aug	mon	wed	thu	fri	sat	33,652	mon	tue	wed	thu	sat	27,118	sun	29,510	mon	tue											
03-Aug	tue	thu	fri	sat	30,329	sun	35,294	tue	wed	thu	fri	sat	28,668	mon	32,934	tue	wed										
04-Aug	wed	fri	sat	25,592	sun	29,537	mon	37,005	wed	thu	fri	sat	31,275	mon	31,988	tue	31,068	wed	thu								
05-Aug	thu	sat	29,073	sun	29,620	mon	34,215	tue	38,577	thu	fri	sat	31,771	sun	32,302	tue	30,755	wed	31,122	thu	fri	22,620					
06-Aug	fri	17,278	sun	34,380	mon	32,836	tue	37,298	wed	36,818	fri	sat	33,718	sun	32,516	mon	36,043	wed	30,458	thu	26,015	fri	sat	27,548			
07-Aug	sat	25,884	mon	36,598	tue	32,828	wed	33,942	thu	33,324	sat	34,792	sun	34,118	mon	35,287	tue	34,654	thu	28,822	fri	26,672	sat	29,812	sun	27,632	
08-Aug	sun	29,906	tue	39,076	wed	30,596	thu	32,737	fri	33,303	sun	35,823	mon	37,797	tue	37,156	wed	34,319	fri	25,688	sat	20,704	sun	32,056	mon	28,862	
09-Aug	mon	34,177	wed	37,476	thu	32,742	fri	32,125	sat	27,777	mon	37,889	tue	38,349	wed	36,492	thu	32,476	sat	21,054	sun	11,630	mon	34,180	tue	28,646	
10-Aug	tue	35,295	thu	34,717	fri	29,270	sat	25,130	sun	15,397	tue	35,301	wed	36,711	thu	33,581	fri	28,945	sun	12,691	mon	tue	34,582	wed	29,462		
11-Aug	wed	33,342	fri	30,246	sat	23,466	sun	13,805	mon	wed	36,860	thu	32,514	fri	20,963	sat	23,390	mon	tue	sat	23,390	mon	tue	wed	32,104	thu	27,058
12-Aug	thu	25,945	sat	16,030	sun	13,404	mon	tue	thu	35,329	fri	28,248	sat	21,502	sun	13,368	tue	wed	thu	30,308	fri	25,182					
13-Aug	fri	31,567	sun	10,350	mon	13,404	tue	wed	thu	31,698	sat	21,485	sun	13,890	mon	wed	thu	fri	sat	21,176	sun	12,592					
14-Aug	sat	24,878	mon	tue	wed	thu	sat	25,253	sun	14,403	mon	tue	thu	fri	sat	21,176	sun	12,592									
15-Aug	sun	13,303	tue	wed	thu	fri	sat	25,253	sun	14,403	mon	tue	thu	fri	sat	21,176	sun	12,592									
16-Aug	mon	wed	thu	fri	sat	mon	tue	wed	thu	sat	sun	mon	tue														

xx,xxx = Rally Peak Traffic



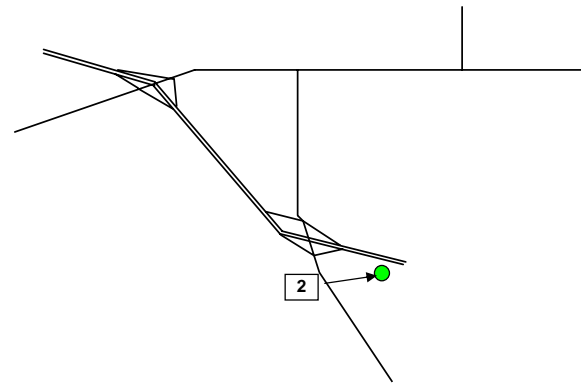
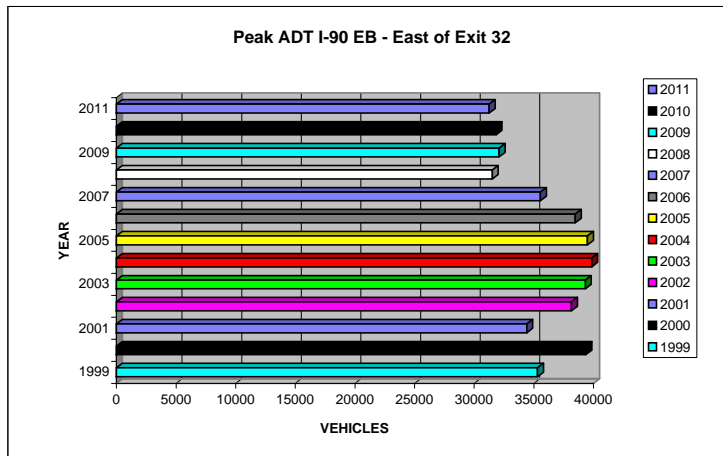
# Site 2

## I-90 EB East of Exit 32

	Daily Traffic Volumes - 24 Hours																									
	1999	2000	2001	2002	2003	2004	2005	2006	2007	2008	2009	2010	2011													
27-Jul	tue	thu	fri	sat	sun	tue	wed	thu	fri	sun	mon	tue	wed													
28-Jul	wed	fri	sat	sun	mon	wed	thu	fri	sat	mon	tue	wed	thu													
29-Jul	thu	sat	sun	mon	tue	thu	fri	sat	sun	tue	wed	thu	fri													
30-Jul	fri	sun	mon	tue	wed	fri	sat	sun	mon	wed	thu	fri	sat													
31-Jul	sat	mon	tue	wed	thu	sat	sun	mon	tue	thu	fri	sat	sun													
01-Aug	sun	tue	wed	thu	fri	sun	mon	tue	wed	fri	sat	22,172	sun	mon												
02-Aug	mon	wed	thu	fri	sat	25,961	mon	tue	wed	thu	sat	21,551	sun	25,060	mon	tue										
03-Aug	tue	thu	fri	sat	23,439	sun	31,862	tue	wed	thu	fri	sun	25,601	mon	30,058	tue	wed									
04-Aug	wed	fri	sat	20,361	sun	27,313	mon	36,175	wed	thu	fri	sat	*	mon	28,566	tue	32,094	wed	thu							
05-Aug	thu	sat	22,160	sun	26,135	mon	32,347	tue	39,314	thu	fri	sat	25,220	sun	*	tue	30,648	wed	30,935	thu	21,976	fri	15,045			
06-Aug	fri	15,205	sun	30,589	mon	31,050	tue	37,414	wed	38,894	fri	sat	27,225	sun	29,571	mon	32,233	wed	31,512	thu	29,437	fri	sat	21,976		
07-Aug	sat	19,933	mon	36,184	tue	33,215	wed	38,146	thu	37,429	sat	19,642	sun	31,110	mon	33,437	tue	34,582	thu	30,997	fri	30,871	sat	*	sun	23,465
08-Aug	sun	25,722	tue	39,309	wed	31,591	thu	37,148	fri	37,874	sun	37,611	mon	37,575	tue	35,659	wed	35,556	fri	30,569	sat	26,284	sun	*	mon	28,312
09-Aug	mon	32,217	wed	39,365	thu	34,407	fri	37,274	sat	27,809	mon	39,011	tue	39,495	wed	38,461	thu	34,975	sat	26,684	sun	17,207	mon	*	tue	28,897
10-Aug	tue	35,303	thu	39,288	fri	32,325	sat	33,198	sun	12,280	tue	38,942	wed	38,805	thu	37,768	fri	34,492	sun	16,499	mon	tue	*	wed	31,264	
11-Aug	wed	35,202	fri	35,045	sat	30,123	sun	20,182	mon	wed	39,341	thu	38,529	fri	35,372	sat	29,385	mon	tue	wed	*	thu	30,176			
12-Aug	thu	31,040	sat	32,142	sun	18,836	mon	tue	thu	39,384	fri	36,038	sat	28,924	sun	13,726	tue	wed	thu	*	thu	31,830	sat	25,628		
13-Aug	fri	33,931	sun	19,980	mon	tue	wed	thu	39,384	fri	39,852	sat	28,932	sun	19,034	mon	wed	thu	fri	31,830	sat	25,628				
14-Aug	sat	25,000	mon	tue	wed	thu	fri	sat	33,665	sun	20,737	mon	tue	thu	fri	sat	28,653	sun	17,598							
15-Aug	sun	14,443	tue	wed	thu	fri	sat	22,473	mon	tue	wed	thu	fri	sat	sun	19,015	mon	tue	wed	thu	fri	sat	sun	19,015	mon	
16-Aug	mon	wed	thu	fri	sat	mon	tue	wed	thu	sat	sun	mon	tue	wed	thu	sat	sun	mon	tue	wed	thu	sat	sun	mon	tue	

xx,xxx = Rally Peak Traffic

\* = roadtube cut

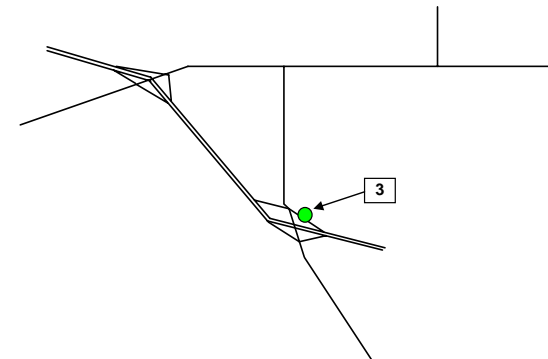
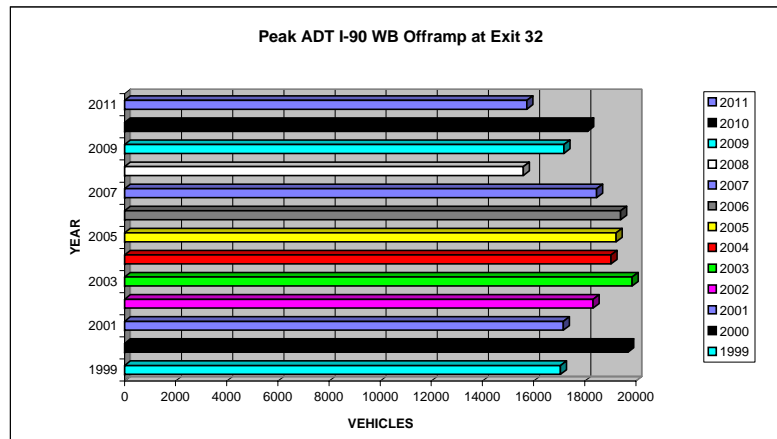


# Site 3

## I-90 Exit 32 WB Offramp

Daily Traffic Volumes - 24 Hours																										
	1999	2000	2001	2002	2003	2004	2005	2006	2007	2008	2009	2010	2011													
27-Jul	tue	thu	fri	sat	sun	tue	wed	thu	fri	sun	mon	tue	wed													
28-Jul	wed	fri	sat	sun	mon	wed	thu	fri	sat	mon	tue	wed	thu													
29-Jul	thu	sat	sun	mon	tue	thu	fri	sat	sun	tue	wed	thu	fri													
30-Jul	fri	sun	mon	tue	wed	fri	sat	sun	mon	wed	thu	fri	sat													
31-Jul	sat	mon	tue	wed	thu	sat	sun	mon	tue	thu	fri	sat	sun													
01-Aug	sun	tue	wed	thu	fri	sun	mon	tue	wed	thu	fri	sat	13,814	sun	mon											
02-Aug	mon	wed	thu	fri	sat	15,966	sun	16,827	tue	wed	thu	sat	13,211	sun	14,769											
03-Aug	tue	thu	fri	sat	14,827	sun	16,827	tue	wed	thu	fri	sat	14,220	mon	17,187											
04-Aug	wed	fri	sat	12,962	sun	13,667	mon	18,967	wed	thu	fri	sat	15,181	mon	15,605	tue	15,708	wed	thu							
05-Aug	thu	sat	15,061	sun	15,610	mon	16,498	tue	19,862	thu	fri	sat	15,505	sun	15,947	tue	14,717	wed	15,203	thu	fri	9,227				
06-Aug	fri	7,517	sun	17,344	mon	15,645	tue	18,333	wed	16,809	fri	sat	16,439	sun	16,521	mon	18,469	wed	14,766	thu	12,899	fri	sat	13,135		
07-Aug	sat	12,389	mon	19,156	tue	16,652	wed	15,170	thu	14,103	sat	16,707	sun	16,626	mon	18,078	tue	17,645	thu	14,611	fri	13,290	sat	14,714	sun	12,719
08-Aug	sun	14,224	tue	19,687	wed	14,418	thu	16,645	fri	16,567	sun	17,245	mon	18,852	tue	19,402	wed	16,153	fri	13,408	sat	10,321	sun	16,353	mon	15,744
09-Aug	mon	16,660	wed	17,533	thu	17,164	fri	16,259	sat	13,876	mon	19,026	tue	19,234	wed	17,070	thu	16,250	sat	10,017	sun	5,006	mon	17,799	tue	14,374
10-Aug	tue	17,052	thu	18,211	fri	15,260	sat	13,039	sun	6,924	tue	18,662	wed	16,836	thu	16,862	fri	14,227	sun	4,825	mon	tue	18,119	wed	14,134	
11-Aug	wed	14,019	fri	15,731	sat	12,739	sun	7,313	mon	wed	17,438	thu	16,435	fri	14,371	sat	11,293	mon	tue	15,014	thu	13,281				
12-Aug	thu	12,651	sat	*	sun	6,153	mon	tue	17,213	fri	13,857	sat	10,985	sun	5,315	tue	wed	thu	15,415	fri	12,491					
13-Aug	fri	15,239	sun	*	mon	tue	wed	fri	16,153	sat	10,781	sun	5,775	mon	wed	thu	fri	13,844	sat	9,368						
14-Aug	sat	12,884	mon	tue	wed	thu	sat	13,618	sun	6,230	mon	tue	10,631	sun	5,555	mon	15,744	tue	14,374							
15-Aug	sun	6,053	tue	wed	thu	fri	sat	13,618	sun	6,447	mon	tue	wed	thu	fri	sat	10,631	sun	5,555	mon	15,744	tue	14,374			
16-Aug	mon	wed	thu	fri	sat	mon	tue	wed	thu	sat	sun	mon	tue													

xx,xxx = Rally Peak Traffic

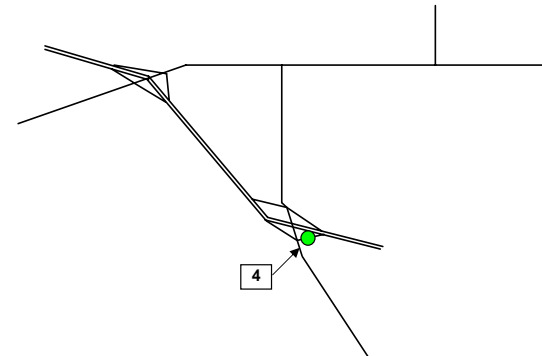
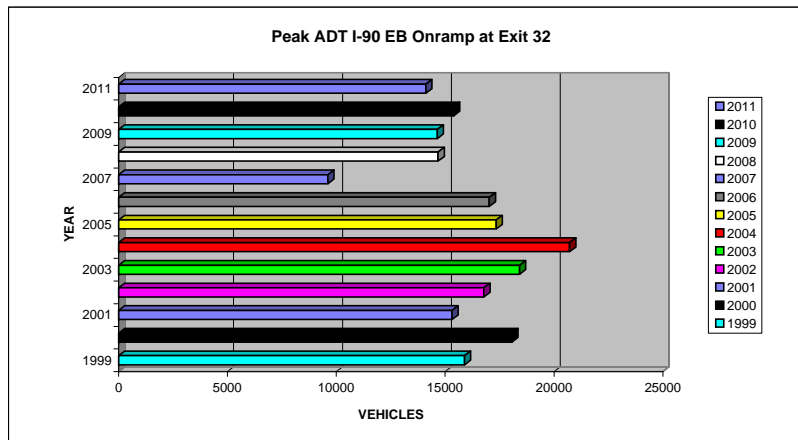


# Site 4

## I-90 Exit 32 EB Onramp

Daily Traffic Volumes - 24 hours																										
	1999	2000	2001	2002	2003	2004	2005	2006	2007	2008	2009	2010	2011													
27-Jul	tue	thu	fri	sat	sun	tue	wed	thu	fri	sun	mon	tue	wed													
28-Jul	wed	fri	sat	sun	mon	wed	thu	fri	sat	mon	tue	wed	thu													
29-Jul	thu	sat	sun	mon	tue	thu	fri	sat	sun	tue	wed	thu	fri													
30-Jul	fri	sun	mon	tue	wed	fri	sat	sun	mon	wed	thu	fri	sat													
31-Jul	sat	mon	tue	wed	thu	sat	sun	mon	tue	thu	fri	sat	sun													
01-Aug	sun	tue	wed	thu	fri	sun	mon	tue	wed	fri	sat	9,292	sun	mon												
02-Aug	mon	wed	thu	fri	sat	11,079	mon	tue	wed	thu	sat	8,672	sun	11,034	mon	tue										
03-Aug	tue	thu	fri	sat	10,094	sun	14,331	tue	wed	thu	fri	sun	11,438	mon	13,365	tue	wed									
04-Aug	wed	fri	sat	7,751	sun	12,768	mon	16,654	wed	thu	fri	sat	6,096	mon	12,225	tue	14,637	wed	thu							
05-Aug	thu	sat	10,066	sun	11,808	mon	15,484	tue	18,416	thu	fri	sat	10,255	sun	7,311	tue	14,675	wed	13,170	thu	fri	6,538				
06-Aug	fri	5,462	sun	14,560	mon	14,114	tue	16,630	wed	17,112	fri	sat	11,187	sun	13,168	mon	8,654	wed	12,541	thu	13,489	fri	sat	9,049		
07-Aug	sat	8,481	mon	17,158	tue	14,995	wed	16,780	thu	17,291	sat	12,452	sun	13,070	mon	14,871	tue	9,178	thu	14,381	fri	13,647	sat	9,201	sun	10,188
08-Aug	sun	11,517	tue	18,066	wed	14,506	thu	16,564	fri	16,936	sun	17,843	mon	15,975	tue	15,964	wed	9,245	fri	13,701	sat	11,878	sun	12,299	mon	12,735
09-Aug	mon	14,602	wed	16,940	thu	15,148	fri	16,665	sat	16,468	mon	18,073	tue	17,340	wed	16,381	thu	9,336	sat	11,874	sun	7,031	mon	13,715	tue	12,995
10-Aug	tue	15,888	thu	18,703	fri	15,314	sat	15,455	sun	9,278	tue	20,719	wed	16,284	thu	17,028	fri	9,609	sun	6,538	mon	tue	15,038	wed	14,107	
11-Aug	wed	14,655	fri	16,097	sat	15,167	sun	8,648	mon	wed	20,167	thu	16,402	fri	15,684	sat	8,632	mon	tue	wed	14,834	thu	13,462			
12-Aug	thu	13,223	sat	15,882	sun	10,385	mon	tue	wed	19,975	fri	15,310	sat	13,066	sun	5,410	tue	wed	thu	15,393	fri	13,570				
13-Aug	fri	14,787	sun	8,824	mon	tue	wed	fri	19,554	sat	12,059	sun	7,694	mon	wed	thu	fri	14,632	sat	11,742						
14-Aug	sat	15,304	mon	tue	wed	thu	fri	sat	16,783	sun	11,353	mon	tue	wed	thu	fri	sat	13,579	sun	8,001	mon	tue	7,389			
15-Aug	sun	8,409	tue	wed	thu	fri	sat	10,417	mon	tue	wed	thu	fri	sat	sun	mon	tue	wed	thu	sat	sun	mon	tue			
16-Aug	mon	wed	thu	fri	sat	mon	tue	wed	thu	sat	sun	mon	tue	wed	thu	sat	sun	mon	tue	wed	thu	sat	sun	mon	tue	

xx,xxx = Rally Peak Traffic

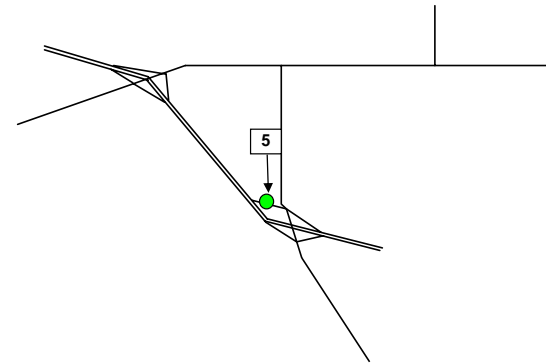
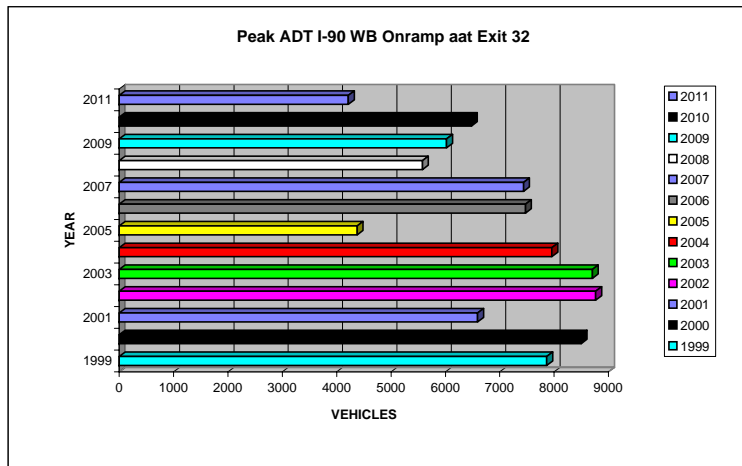


# Site 5

## I-90 Exit 32 WB Onramp

Daily Traffic Volumes - 24 Hours																												
	1999	2000	2001	2002	2003	2004	2005	2006	2007	2008	2009	2010	2011															
27-Jul	tue	thu	fri	sat	sun	tue	wed	thu	fri	sun	mon	tue	wed															
28-Jul	wed	fri	sat	sun	mon	wed	thu	fri	sat	mon	tue	wed	thu															
29-Jul	thu	sat	sun	mon	tue	thu	fri	sat	sun	tue	wed	thu	fri															
30-Jul	fri	sun	mon	tue	wed	fri	sat	sun	mon	wed	thu	fri	sat															
31-Jul	sat	mon	tue	wed	thu	sat	sun	mon	tue	thu	fri	sat	sun															
01-Aug	sun	tue	wed	thu	fri	sun	mon	tue	wed	fri	sat	2,984	sun	mon														
02-Aug	mon	wed	thu	fri	sat	*	mon	tue	wed	thu	sat	3,081	sun	4,293	mon	tue												
03-Aug	tue	thu	fri	sat	4,466	sun	*	tue	wed	thu	fri	sun	4,206	mon	5,957	tue	wed											
04-Aug	wed	fri	sat	4,015	sun	5,111	mon	*	wed	thu	fri	sat	4,030	mon	5,121	tue	5,691	wed	thu									
05-Aug	thu	sat	4,422	sun	5,247	mon	6,809	tue	8,702	thu	fri	sat	3,760	sun	5,609	tue	5,059	wed	6,020	thu	fri	1,815						
06-Aug	fri	2,535	sun	6,683	mon	6,592	tue	7,635	wed	8,561	fri	sat	2,773	sun	4,833	mon	6,829	wed	5,577	thu	4,789	fri	sat	2,416				
07-Aug	sat	4,150	mon	8,458	tue	6,053	wed	7,916	thu	7,288	sat	4,752	sun	3,318	mon	6,027	tue	6,746	thu	4,613	fri	4,689	sat	3,812	sun	2,940		
08-Aug	sun	5,740	tue	8,496	wed	6,292	thu	6,424	fri	7,215	sun	6,401	mon	4,330	tue	7,198	wed	7,437	fri	4,228	sat	3,586	sun	5,407	mon	3,860		
09-Aug	mon	7,865	wed	7,886	thu	6,201	fri	8,763	sat	6,052	mon	7,379	tue	4,377	wed	7,473	thu	6,152	sat	3,377	sun	4,228	mon	1,666	mon	6,477	tue	3,603
10-Aug	tue	7,156	thu	7,431	fri	5,667	sat	5,613	sun	2,797	tue	6,971 (1)	wed	4,178	thu	6,251	fri	5,638	sun	1,694	mon	6,409	wed	4,216				
11-Aug	wed	7,513	fri	6,500	sat	4,760	sun	2,576	mon	7,957	thu	3,801	fri	5,210	sat	3,987	mon	3,644	tue	6,414	thu	3,541						
12-Aug	thu	4,902	sat	5,038	sun	2,267	mon	tue	6,689	fri	3,259	sat	2,730	sun	2,040	tue	wed	5,637	fri	3,391								
13-Aug	fri	6,430	sun	2,285	mon	tue	wed	fri	6,493	sat	2,732	sun	1,326	mon	wed	4,775	sat	2,503										
14-Aug	sat	5,324	mon	tue	wed	thu	sat	5,118	sun	1,543	mon	tue	thu	fri	sat	3,593	sun	1,554										
15-Aug	sun	2,574	wed	thu	fri	sat	sun	2,482	mon	tue	wed	thu	fri	sat	sun	1,753	mon											
16-Aug	mon	tue	thu	fri	sat	mon	tue	wed	thu	sat	sun	mon	tue															

xx,xxx = Rally Peak Traffic

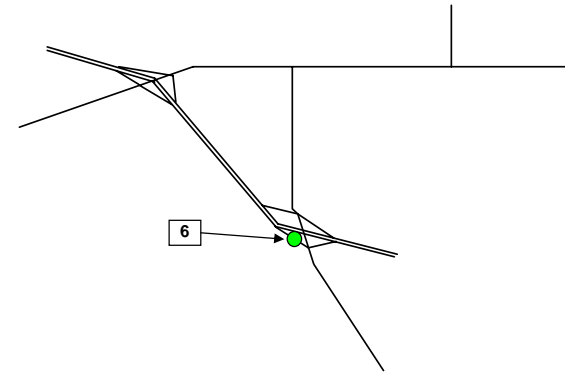
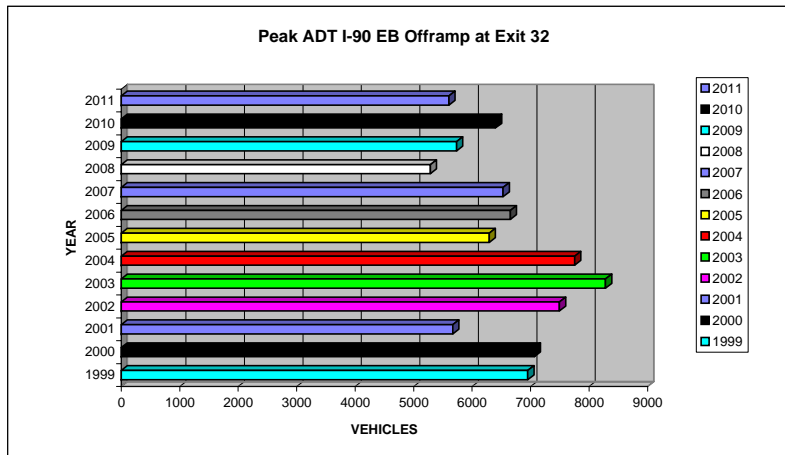


# Site 6

## I-90 Exit 32 EB Offramp

Daily Traffic Volumes - 24 Hours																										
	1999	2000	2001	2002	2003	2004	2005	2006	2007	2008	2009	2010	2011													
27-Jul	tue	thu	fri	sat	sun	tue	wed	thu	fri	sun	mon	tue	wed													
28-Jul	wed	fri	sat	sun	mon	wed	thu	fri	sat	mon	tue	wed	thu													
29-Jul	thu	sat	sun	mon	tue	thu	fri	sat	sun	tue	wed	thu	fri													
30-Jul	fri	sun	mon	tue	wed	fri	sat	sun	mon	wed	thu	fri	sat													
31-Jul	sat	mon	tue	wed	thu	sat	sun	mon	tue	thu	fri	sat	sun													
01-Aug	sun	tue	wed	thu	fri	sun	mon	tue	wed	fri	sat	2,980	sun	mon												
02-Aug	mon	wed	thu	fri	sat	4,564	mon	tue	wed	thu	sat	3,068	sun	4,058	mon	tue										
03-Aug	tue	thu	fri	sat	4,177	sun	6,258	tue	wed	thu	fri	sun	3,928	mon	5,662	tue	wed									
04-Aug	wed	fri	sat	3,459	sun	5,095	mon	7,795	wed	thu	sat	3,909	mon	5,211	tue	5,146	wed	thu								
05-Aug	thu	sat	3,460	sun	4,092	mon	5,970	tue	7,872	thu	fri	sat	3,543	sun	5,251	tue	4,748	wed	5,733	thu	fri	2,252				
06-Aug	fri	2,252	sun	5,380	mon	5,573	tue	7,493	wed	8,282	fri	sat	4,010	sun	4,588	mon	6,224	wed	5,286	thu	3,547	fri	sat	3,313		
07-Aug	sat	3,274	mon	6,901	tue	5,477	wed	7,250	thu	6,165	sat	4,684	sun	5,343	mon	5,132	tue	5,523	thu	4,335	fri	3,745	sat	3,519	sun	3,901
08-Aug	sun	4,669	tue	7,064	wed	5,669	thu	5,695	fri	5,718	sun	5,930	mon	6,167	tue	6,461	wed	6,531	fri	3,853	sat	2,462	sun	4,956	mon	5,297
09-Aug	mon	6,150	wed	6,715	thu	4,910	fri	5,420	sat	4,023	mon	6,703	tue	5,734	wed	6,654	thu	5,693	sat	2,414	sun	958	mon	6,400	tue	4,762
10-Aug	tue	6,266	thu	5,849	fri	4,628	sat	3,955	sun	1,730	tue	5,869	wed	6,293	thu	5,194	fri	4,444	sun	1,113	mon		tue	6,000	wed	5,603
11-Aug	wed	6,953	fri	4,949	sat	3,469	sun	1,662	mon		wed	7,754	thu	5,180	fri	4,329	sat	2,739	mon		tue		wed	5,873	thu	4,509
12-Aug	thu	3,874	sat	3,309	sun	1,529	mon		tue		thu	6,709	fri	4,002	sat	2,268	sun	1,102	mon		tue		wed	5,097	fri	3,731
13-Aug	fri	5,593	sun	1,320	mon		tue		wed		fri	5,282	sat	2,155	sun	1,102	mon		wed		thu		fri	3,880	sat	2,341
14-Aug	sat	3,700	mon		tue		wed		thu		sat	3,732	sun	1,195	mon		tue		thu		fri		sat	2,177	sun	1,026
15-Aug	sun	1,738	tue		wed		thu		fri		sun	1,585	mon		tue		wed		fri		sat		sun	1,108	mon	
16-Aug	mon		wed		thu		fri		sat		mon		tue		wed		thu		sat		sun		mon		tue	

xx,xxx = Rally Peak Traffic

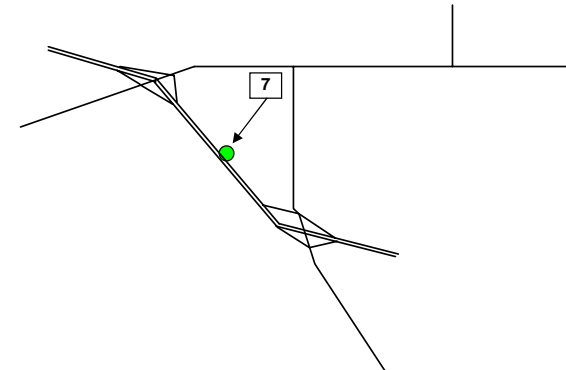
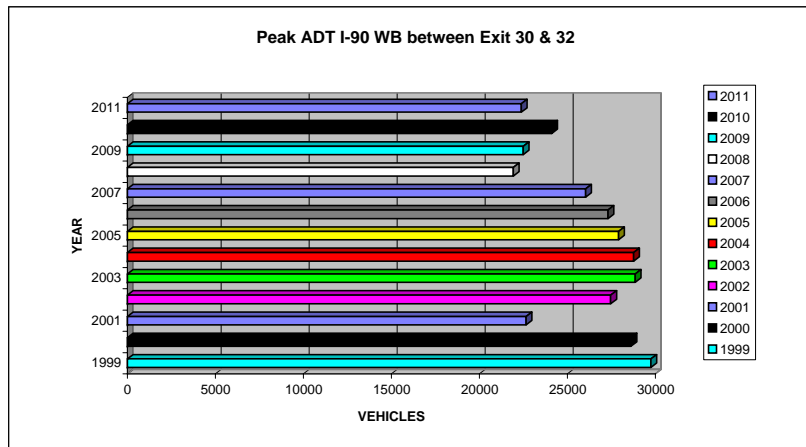


# Site 7

## I-90 WB between Exit 30 & 32

Daily Traffic Volumes - 24 Hours																										
	1999	2000	2001	2002	2003	2004	2005	2006	2007	2008	2009	2010	2011													
27-Jul	tue	thu	fri	sat	sun	tue	wed	thu	fri	sun	mon	tue	wed													
28-Jul	wed	fri	sat	sun	mon	wed	thu	fri	sat	mon	tue	wed	thu													
29-Jul	thu	sat	sun	mon	tue	thu	fri	sat	sun	tue	wed	thu	fri													
30-Jul	fri	sun	mon	tue	wed	fri	sat	sun	mon	wed	thu	fri	sat													
31-Jul	sat	mon	tue	wed	thu	sat	sun	mon	tue	thu	fri	sat	sun													
01-Aug	sun	tue	wed	thu	fri	sun	mon	tue	wed	fri	sat	17,624	sun	mon												
02-Aug	mon	wed	thu	fri	sat	22,952	mon	tue	wed	thu	sat	17,186	sun	19,591	mon	tue										
03-Aug	tue	thu	fri	sat	20,516	sun	25,444	tue	wed	thu	fri	sun	18,982	mon	22,438	tue	wed									
04-Aug	wed	fri	sat	16,971	sun	21,776	mon	28,638	wed	thu	sat	20,765	mon	21,163	tue	21,769	wed	thu								
05-Aug	thu	sat	19,163	sun	19,593	mon	25,176	tue	28,470	thu	sat	20,530	tue	20,501	wed	22,481	thu	fri	14,727							
06-Aug	fri	14,268	sun	24,597	mon	22,737	tue	27,460	wed	28,852	fri	sat	22,587	sun	21,326	mon	25,118	wed	21,927	thu	18,195	fri	sat	17,935		
07-Aug	sat	20,041	mon	28,602	tue	22,581	wed	27,156	thu	24,668	sat	23,270	sun	23,976	mon	23,734	tue	24,333	thu	19,237	fri	18,490	sat	19,412	sun	18,759
08-Aug	sun	23,858	tue	27,368	wed	22,653	thu	23,086	fri	24,481	sun	27,058	mon	27,181	tue	25,426	wed	26,027	fri	17,427	sat	14,275	sun	21,758	mon	22,221
09-Aug	mon	28,216	wed	28,597	thu	22,033	fri	23,302	sat	20,136	mon	27,877	tue	27,724	wed	27,305	thu	22,833	sat	10,012	sun	9,290	mon	23,446	tue	20,280
10-Aug	tue	28,438	thu	24,642	fri	20,177	sat	18,101	sun	11,295	tue	24,812	wed	27,909	thu	23,327	fri	20,685	sun	7,167	mon		tue	23,607	wed	22,381
11-Aug	wed	29,742	fri	21,619	sat	15,683	sun	10,385	mon		wed	28,765	thu	23,752	fri	21,771	sat	16,300	mon		tue		wed	24,099	thu	19,734
12-Aug	thu	21,298	sat	16,592	sun	9,663	mon		tue		thu	25,923	fri	20,507	sat	16,431	sun	10,168	tue		wed		thu	21,161	fri	18,034
13-Aug	fri	24,587	sun	9,748	mon		tue	wed		fri	23,088	sat	15,027	sun	11,216	mon		mon		wed		thu	fri	18,819	sat	14,032
14-Aug	sat	19,231	mon		tue	wed		thu		sat	17,380	sun	10,676	mon		tue		thu		thu		fri	sat	14,613	sun	9,821
15-Aug	sun	11,268	tue		wed		thu	fri		sun	10,606	mon		tue		wed		fri		fri		sat	sun	10,479	mon	
16-Aug	mon		wed		thu	fri		sat		mon		tue		wed		thu		sat		sat		sun	mon		tue	

xx,xxx = Rally Peak Traffic



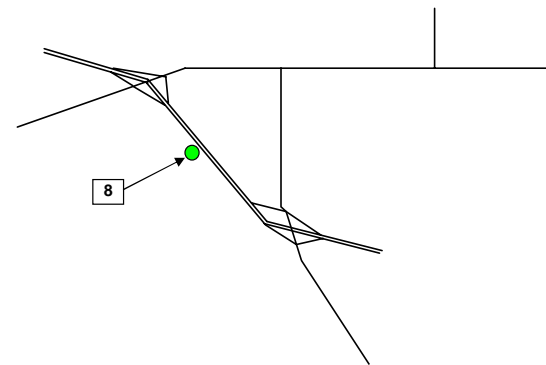
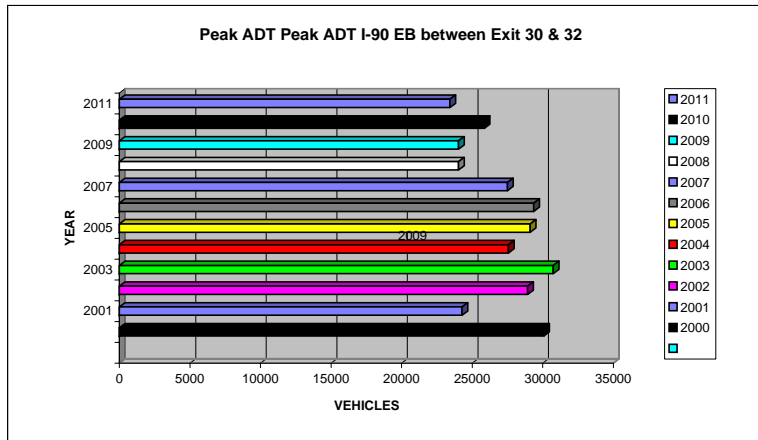
# Site 8

## I-90 EB between Exit 30 & 32

Daily Traffic Volumes - 24 Hours																										
	1999	2000	2001	2002	2003	2004	2005	2006	2007	2008	2009	2010	2011													
27-Jul	tue	thu	fri	sat	sun	tue	wed	thu	fri	sun	mon	tue	wed													
28-Jul	wed	fri	sat	sun	mon	wed	thu	fri	sat	mon	tue	wed	thu													
29-Jul	thu	sat	sun	mon	tue	thu	fri	sat	sun	tue	wed	thu	fri													
30-Jul	fri	sun	mon	tue	wed	fri	sat	sun	mon	wed	thu	fri	sat													
31-Jul	sat	mon	tue	wed	thu	sat	sun	mon	tue	thu	fri	sat	sun													
01-Aug	sun	tue	wed	thu	fri	sun	mon	tue	wed	thu	fri	sat	16,157	sun	mon											
02-Aug	mon	wed	thu	fri	sat	19,818	mon	tue	wed	thu	sat	9,436	sun	18,492	mon	tue										
03-Aug	tue	thu	fri	sat	17,583	sun	24,209	tue	wed	thu	fri	sun	9,106	mon	22,867	tue	wed									
04-Aug	wed	fri	sat	15,217	sun	19,862	mon	27,904	wed	thu	fri	sat	18,848	mon	15,976	tue	23,184	wed	thu							
05-Aug	thu	sat	16,134	sun	18,231	mon	23,261	tue	29,554	thu	fri	sat	18,874	sun	22,375	tue	22,742	wed	24,024	thu	fri	14,359				
06-Aug	fri	12,105	sun	22,096	mon	22,926	tue	28,556	wed	30,739	fri	sat	20,031	sun	21,511	mon	25,394	wed	24,037	thu	20,084	fri	sat	16,582		
07-Aug	sat	14,972	mon	26,865	tue	24,123	wed	28,920	thu	27,200	sat	19,314	sun	23,533	mon	24,361	tue	25,485	thu	22,497	fri	21,786	sat	*	sun	17,622
08-Aug	sun	19,151	tue	29,207	wed	24,279	thu	26,760	fri	27,621	sun	23,522	mon	27,878	tue	26,851	wed	27,500	fri	21,974	sat	17,558	sun	*	mon	21,313
09-Aug	mon	24,274	wed	30,070	thu	23,633	fri	26,628	sat	23,038	mon	24,880	tue	28,071	wed	29,366	thu	25,924	sat	17,848	sun	11,591	mon	*	tue	21,229
10-Aug	tue	26,085	thu	27,532	fri	22,597	sat	22,279	sun	14,760	tue	24,261	wed	29,105	thu	26,722	fri	24,514	sun	11,369	mon	tue	25,471	wed	23,421	
11-Aug	wed	27,833	fri	24,861	sat	19,720	sun	13,518	mon	wed	23,586	thu	27,436	fri	24,770	sat	19,365	mon	tue	wed	25,852	thu	21,955			
12-Aug	thu	21,942	sat	20,621	sun	12,782	mon	tue	thu	27,571	fri	24,974	sat	18,694	sun	12,848	tue	wed	thu	24,228	fri	21,118				
13-Aug	fri	25,215	sun	13,030	mon	tue	wed	thu	fri	27,144	sat	19,090	sun	12,761	mon	wed	thu	fri	22,041	sat	17,241					
14-Aug	sat	21,184	mon	tue	wed	thu	fri	21,856	sun	13,703	mon	tue	thu	fri	sat	18,381	sun	11,920								
15-Aug	sun	13,321	tue	wed	thu	fri	sun	14,850	mon	tue	wed	thu	sat	sun	12,838	mon										
16-Aug	mon	wed	thu	fri	sat	mon	tue	wed	thu	sat	sun	mon	tue													

xx,xxx = Rally Peak Traffic

\* = counter failure

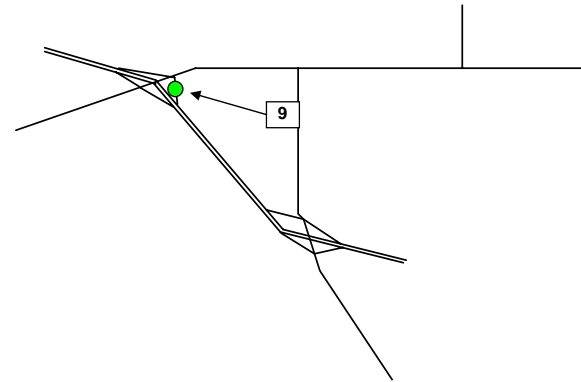
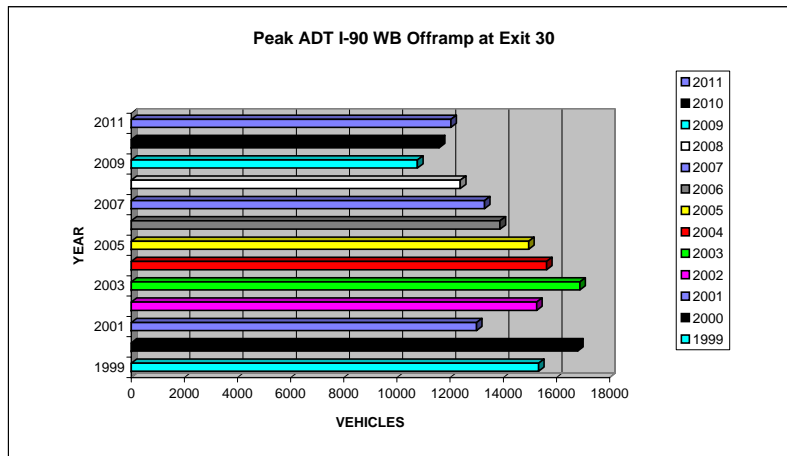


# Site 9

## I-90 Exit 30 WB Offramp

Daily Traffic Volumes - 24 Hours													
	1999	2000	2001	2002	2003	2004	2005	2006	2007	2008	2009	2010	2011
27-Jul	tue	thu	fri	sat	sun	tue	wed	thu	fri	sun	mon	tue	wed
28-Jul	wed	fri	sat	sun	mon	wed	thu	fri	sat	mon	tue	wed	thu
29-Jul	thu	sat	sun	mon	tue	thu	fri	sat	sun	tue	wed	thu	fri
30-Jul	fri	sun	mon	tue	wed	fri	sat	sun	mon	wed	thu	fri	sat
31-Jul	sat	mon	tue	wed	thu	sat	sun	mon	tue	thu	fri	sat	sun
01-Aug	sun	tue	wed	thu	fri	sun	mon	tue	wed	fri	sat	8,892	sun
02-Aug	mon	wed	thu	fri	sat	12,820	mon	tue	wed	thu	sat	8,800	sun
03-Aug	tue	thu	fri	sat	11,497	sun	14,593	tue	wed	thu	fri	sun	10,091
04-Aug	wed	fri	sat	8,763	sun	11,802	mon	16,884	wed	thu	fri	sat	11,070
05-Aug	thu	sat	10,279	sun	10,793	mon	14,733	tue	15,973	thu	fri	sat	11,024
06-Aug	fri	5,837	sun	14,296	mon	12,991	tue	15,255	wed	14,162	fri	sat	12,366
07-Aug	sat	9,215	mon	16,758	tue	12,866	wed	12,869	thu	13,379	sat	13,134	sun
08-Aug	sun	11,980	tue	16,794	wed	10,003	thu	12,241	fri	13,770	sun	14,592	mon
09-Aug	mon	15,329	wed	13,858	thu	12,738	fri	13,355	sat	10,568	mon	15,631	tue
10-Aug	tue	14,868	thu	14,090	fri	11,623	sat	9,292	sun	4,459	tue	13,184	wed
11-Aug	wed	13,084	fri	12,262	sat	9,647	sun	3,946	mon	13,563	thu	12,311	fri
12-Aug	thu	10,832	sat	8,329	sun	5,306	mon	tue	13,798	fri	10,189	sat	6,840
13-Aug	fri	13,105	sun	3,657	mon	tue	wed	12,100	sat	7,263	sun	3,623	mon
14-Aug	sat	8,587	mon	tue	wed	thu	sat	8,774	sun	4,037	mon	tue	thu
15-Aug	sun	3,384	tue	wed	thu	fri	sun	4,032	mon	tue	wed	fri	sat
16-Aug	mon	wed	thu	fri	sat	mon	tue	wed	thu	sat	sun	mon	tue

xx,xxx = Rally Peak Traffic

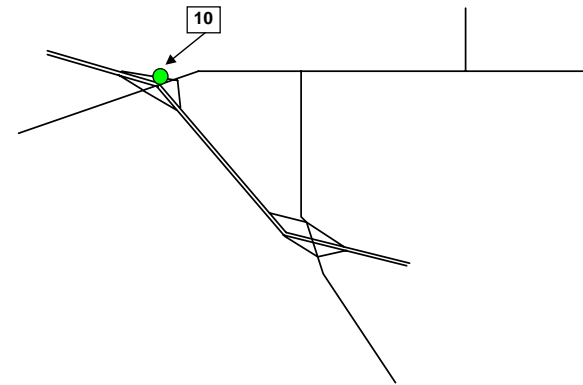
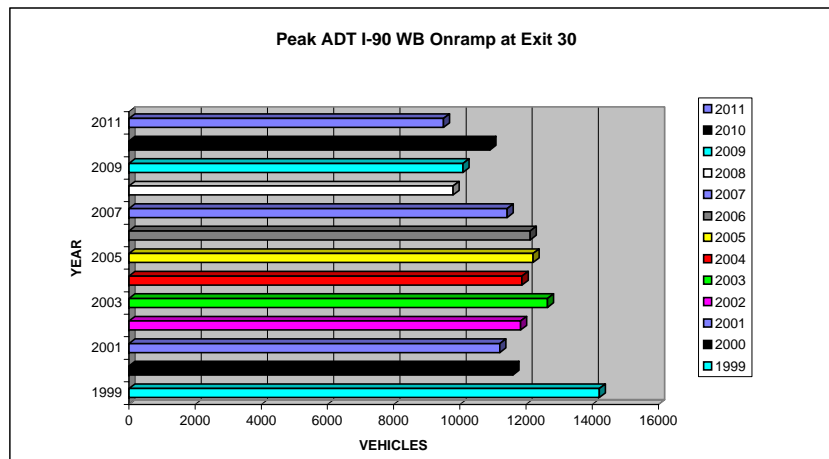


# Site 10

## I-90 Exit 30 WB Onramp

Daily Traffic Volumes - 24 Hours																										
	1999	2000	2001	2002	2003	2004	2005	2006	2007	2008	2009	2010	2011													
27-Jul	tue	thu	fri	sat	sun	tue	wed	thu	fri	sun	mon	tue	wed													
28-Jul	wed	fri	sat	sun	mon	wed	thu	fri	sat	mon	tue	wed	thu													
29-Jul	thu	sat	sun	mon	tue	thu	fri	sat	sun	tue	wed	thu	fri													
30-Jul	fri	sun	mon	tue	wed	fri	sat	sun	mon	wed	thu	fri	sat													
31-Jul	sat	mon	tue	wed	thu	sat	sun	mon	tue	thu	fri	sat	sun													
01-Aug	sun	tue	wed	thu	fri	sun	mon	tue	wed	fri	sat	5,641	sun	mon												
02-Aug	mon	wed	thu	fri	sat	6,695	mon	tue	wed	thu	sat	5,719	sun	7,343	mon	tue										
03-Aug	tue	thu	fri	sat	6,388	sun	8,341	tue	wed	thu	fri	sun	7,397	mon	8,424	tue	wed									
04-Aug	wed	fri	sat	5,557	sun	7,351	mon	9,575	wed	thu	fri	sat	6,800	mon	7,332	tue	8,534	wed	thu							
05-Aug	thu	sat	6,034	sun	7,828	mon	8,341	tue	10,111	thu	fri	sat	6,756	sun	8,483	tue	8,542	wed	10,096	thu	fri	4,075				
06-Aug	fri	3,581	sun	9,077	mon	8,705	tue	8,977	wed	12,647	fri	sat	7,365	sun	8,271	mon	9,360	wed	9,797	thu	7,984	fri	sat	4,621		
07-Aug	sat	6,145	mon	10,173	tue	8,747	wed	11,836	thu	9,641	sat	7,029	sun	8,870	mon	8,852	tue	9,636	thu	8,945	fri	7,969	sat	6,240	sun	6,825
08-Aug	sun	9,575	tue	10,840	wed	11,202	thu	8,864	fri	9,060	sun	8,587	mon	10,010	tue	9,421	wed	11,428	fri	8,333	sat	6,924	sun	8,244	mon	7,738
09-Aug	mon	11,042	wed	11,603	thu	8,952	fri	8,624	sat	8,098	mon	9,459	tue	10,872	wed	12,124	thu	9,185	sat	7,079	sun	4,148	mon	8,913	tue	7,628
10-Aug	tue	11,238	thu	9,912	fri	7,905	sat	7,795	sun	5,424	tue	9,851	wed	12,208	thu	10,222	fri	9,157	sun	4,367	mon	tue	9,441	wed	9,501	
11-Aug	wed	14,213	fri	8,568	sat	7,539	sun	5,132	mon	wed	11,876	thu	10,415	fri	9,037	sat	7,721	mon	tue	wed	10,904	thu	7,855			
12-Aug	thu	7,716	sat	8,082	sun	4,887	mon	tue	thu	9,681	fri	8,992	sat	7,493	sun	5,268	tue	wed	thu	9,215	fri	6,998				
13-Aug	fri	9,721	sun	5,255	mon	tue	wed	thu	fri	8,928	sat	6,591	sun	4,948	mon	wed	thu	fri	8,265	sat	6,246					
14-Aug	sat	9,130	mon	tue	wed	thu	sat	7,860	sun	5,408	mon	tue	thu	fri	sat	6,907	sun	4,905	mon	tue						
15-Aug	sun	5,254	tue	wed	thu	fri	sat	7,860	sun	5,408	mon	tue	thu	fri	sat	6,907	sun	4,905	mon	tue						
16-Aug	mon	wed	thu	fri	sat	mon	tue	wed	thu	sat	sun	mon	tue													

xx,xxx = Rally Peak Traffic

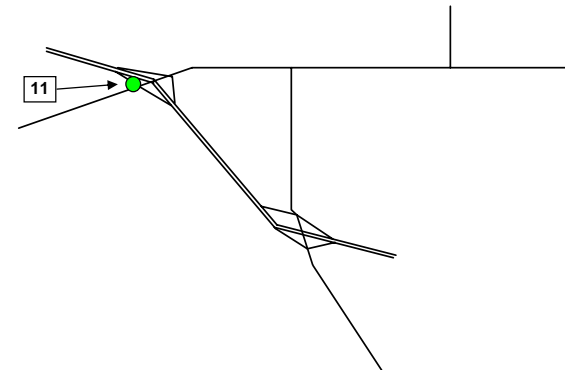
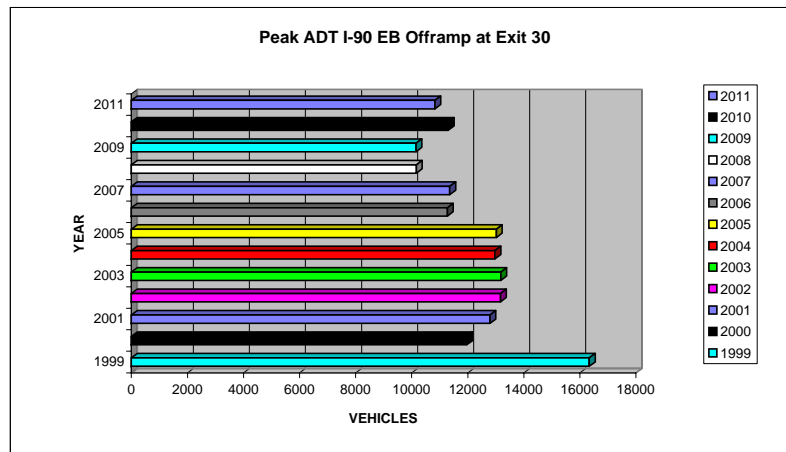


# Site 11

## I-90 Exit 30 EB Offramp

Daily Traffic Volumes - 24 Hours																										
	1999	2000	2001	2002	2003	2004	2005	2006	2007	2008	2009	2010	2011													
27-Jul	tue	thu	fri	sat	sun	tue	wed	thu	fri	sun	mon	tue	wed													
28-Jul	wed	fri	sat	sun	mon	wed	thu	fri	sat	mon	tue	wed	thu													
29-Jul	thu	sat	sun	mon	tue	thu	fri	sat	sun	tue	wed	thu	fri													
30-Jul	fri	sun	mon	tue	wed	fri	sat	sun	mon	wed	thu	fri	sat													
31-Jul	sat	mon	tue	wed	thu	sat	sun	mon	tue	thu	fri	sat	sun													
01-Aug	sun	tue	wed	thu	fri	sun	mon	tue	wed	fri	sat	6,612	sun	mon												
02-Aug	mon	wed	thu	fri	sat	8,331	mon	tue	wed	thu	sat	6,405	sun	7,650	mon	tue										
03-Aug	tue	thu	fri	sat	7,383	sun	9,454	tue	wed	thu	fri	sun	7,524	mon	8,776	tue	wed									
04-Aug	wed	fri	sat	6,723	sun	8,095	mon	10,806	wed	thu	sat	7,493	mon	9,440	tue	7,753	wed	thu								
05-Aug	thu	sat	7,160	sun	8,532	mon	9,892	tue	10,546	thu	fri	sat	7,784	sun	8,732	tue	7,428	wed	10,151	thu	fri	4,968				
06-Aug	fri	4,316	sun	9,744	mon	10,451	tue	10,457	wed	13,180	fri	sat	8,830	sun	8,548	mon	9,891	wed	10,167	thu	6,801	fri	sat	7,423		
07-Aug	sat	7,391	mon	11,418	tue	10,145	wed	13,165	thu	9,819	sat	9,135	sun	9,772	mon	9,437	tue	9,252	thu	7,805	fri	7,039	sat	7,864	sun	8,115
08-Aug	sun	10,937	tue	10,458	wed	12,788	thu	10,225	fri	9,613	sun	9,878	mon	11,346	tue	9,785	wed	11,359	fri	7,230	sat	5,298	sun	9,366	mon	9,524
09-Aug	mon	13,767	wed	11,961	thu	10,711	fri	10,112	sat	7,269	mon	11,786	tue	11,302	wed	11,272	thu	8,759	sat	5,338	sun	2,547	mon	10,040	tue	8,839
10-Aug	tue	12,999	thu	9,239	fri	9,547	sat	7,491	sun	3,427	tue	9,501	wed	13,021	thu	8,615	fri	7,999	sun	2,553	mon		tue	8,647	wed	10,828
11-Aug	wed	16,334	fri	8,280	sat	7,168	sun	3,288	mon		wed	12,968	thu	10,545	fri	7,448	sat	6,259	mon		tue		wed	11,302	thu	8,310
12-Aug	thu	8,290	sat	6,692	sun	2,961	mon		tue		thu	10,458	fri	9,295	sat	5,037	sun	2,995	tue		wed		thu	8,657	fri	7,936
13-Aug	fri	12,477	sun	3,068	mon		tue		wed		fri	9,117	sat	5,867	sun	2,926	mon		wed		thu		fri	8,181	sat	5,063
14-Aug	sat	8,615	mon		tue		wed		thu		sat	6,987	sun	3,397	mon		tue		thu		fri		sat	5,072	sun	2,733
15-Aug	sun	3,645	tue		wed		thu		fri		sun	3,299	mon		tue		wed		fri		sat		sun	3,038	mon	
16-Aug	mon		wed		thu		fri		sat		mon		tue		wed		thu		sat		sun		mon		tue	

xx,xxx = Rally Peak Traffic



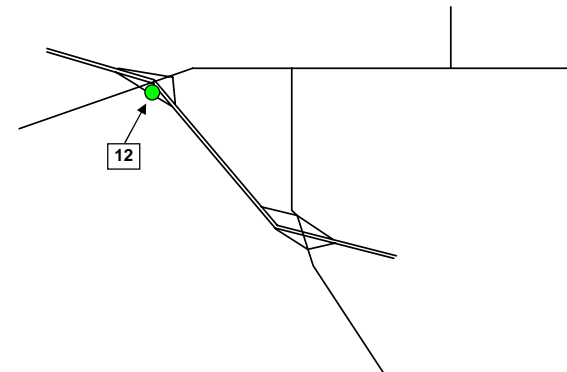
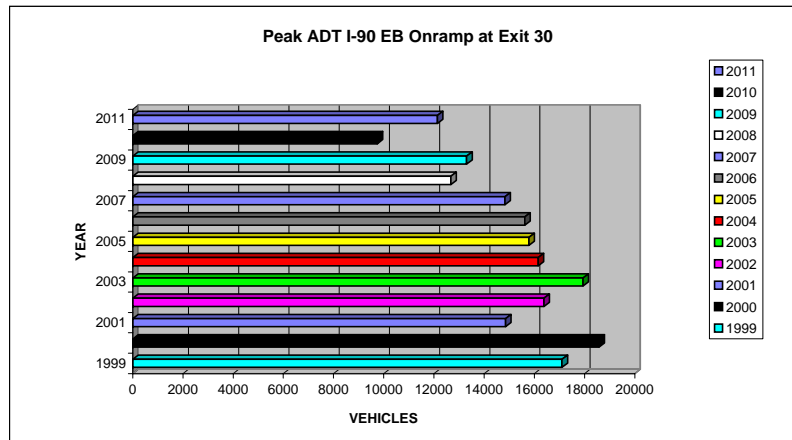
# Site 12

## I-90 Exit 30 EB Onramp

Daily Traffic Volumes - 24 Hours																													
	1999	2000	2001	2002	2003	2004	2005	2006	2007	2008	2009	2010	2011																
27-Jul	tue	thu	fri	sat	sun	tue	wed	thu	fri	sun	mon	tue	wed																
28-Jul	wed	fri	sat	sun	mon	wed	thu	fri	sat	mon	tue	wed	thu																
29-Jul	thu	sat	sun	mon	tue	thu	fri	sat	sun	tue	wed	thu	fri																
30-Jul	fri	sun	mon	tue	wed	fri	sat	sun	mon	wed	thu	fri	sat																
31-Jul	sat	mon	tue	wed	thu	sat	sun	mon	tue	thu	fri	sat	sun																
01-Aug	sun	tue	wed	thu	fri	sun	mon	tue	wed	fri	sat	8,114	sun	mon															
02-Aug	mon	wed	thu	fri	sat	11,388	mon	tue	wed	thu	sat	8,314	sun	10,120	mon	tue													
03-Aug	tue	thu	fri	sat	9,612	sun	14,747	tue	wed	thu	fri	sun	10,463	mon	12,950	tue	wed												
04-Aug	wed	fri	sat	8,355	sun	11,547	mon	17,055	wed	thu	fri	sat	9,843	mon	12,174	tue	13,299	wed	thu										
05-Aug	thu	sat	9,021	sun	11,212	mon	13,878	tue	17,936	thu	fri	sat	10,088	sun	12,608	tue	12,841	wed	12,408	thu	fri	4,214							
06-Aug	fri	4,991	sun	13,827	mon	14,313	tue	16,376	wed	15,973	fri	sat	9,029	sun	12,478	mon	14,258	wed	12,586	thu	11,158	fri	sat	6,296					
07-Aug	sat	7,363	mon	17,232	tue	14,854	wed	15,091	thu	16,095	sat	11,724	sun	10,617	mon	14,096	tue	14,826	thu	12,674	fri	12,255	sat	6,671	sun	6,657			
08-Aug	sun	10,622	tue	18,575	wed	12,782	thu	15,230	fri	16,546	sun	14,396	mon	13,447	tue	15,474	wed	14,326	fri	12,405	sat	9,937	sun	7,681	mon	8,511			
09-Aug	mon	14,416	wed	17,778	thu	14,819	fri	15,715	sat	14,120	mon	16,153	tue	15,364	wed	15,616	thu	14,429	sat	10,294	sun	6,055	mon	8,971	tue	12,132			
10-Aug	tue	15,168	thu	17,279	fri	14,074	sat	13,455	sun	8,502	tue	15,716	wed	12,980	thu	15,273	fri	13,618	sun	5,897	mon	tue	9,735	wed	12,000				
11-Aug	wed	14,271	fri	15,605	sat	12,163	sun	7,540	mon	wed	15,389	thu	15,779	fri	14,104	sat	11,121	mon	tue	sat	11,121	mon	tue	wed	8,958	thu	11,984		
12-Aug	thu	12,341	sat	12,878	sun	7,073	mon	tue	sat	15,721	fri	14,116	sat	11,428	sun	10,823	sun	7,095	tue	wed	thu	sat	11,697	mon	tue	thu	9,310	fri	11,697
13-Aug	fri	17,102	sun	7,638	mon	tue	wed	thu	wed	fri	15,648	sat	11,428	sun	6,903	mon	wed	thu	sat	11,428	mon	wed	thu	sat	11,428	mon	tue	thu	9,535
14-Aug	sat	13,803	mon	tue	wed	thu	sat	13,010	sun	7,776	mon	tue	thu	sat	13,010	sun	7,776	mon	tue	thu	sat	13,010	sun	7,776	mon	tue	thu	sat	13,010
15-Aug	sun	7,603	tue	wed	thu	fri	sat	8,486	mon	tue	wed	thu	fri	sat	8,486	mon	tue	wed	thu	fri	sat	8,486	mon	tue	wed	thu	fri	sat	8,486
16-Aug	mon	wed	thu	fri	sat	mon	tue	wed	thu	sat	mon	tue	wed	thu	sat	mon	tue	wed	thu	sat	mon	tue	wed	thu	sat	mon	tue	wed	thu

xx,xxx = Rally Peak Traffic

\* = road tube cut

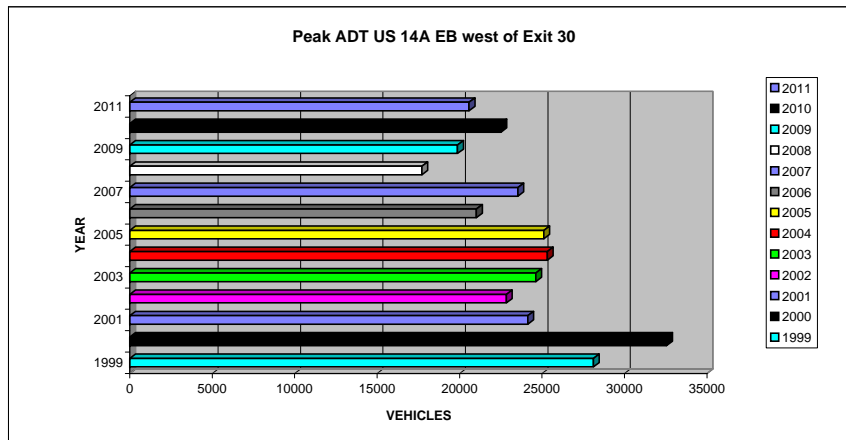
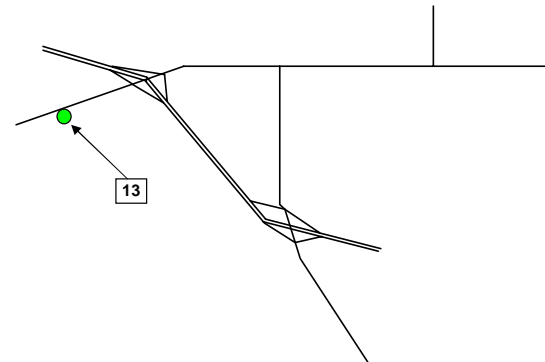


# Site 13

## US 14A EB South of Exit 30

Daily Traffic Volumes - 24 Hours																
	1999	2000	2001	2002	2003	2004	2005	2006	2007	2008	2009	2010	2011			
27-Jul	tue	thu	fri	sat	sun	tue	wed	thu	fri	sun	mon	tue	wed			
28-Jul	wed	fri	sat	sun	mon	wed	thu	fri	sat	mon	tue	wed	thu			
29-Jul	thu	sat	sun	mon	tue	thu	fri	sat	sun	tue	wed	thu	fri			
30-Jul	fri	sun	mon	tue	wed	fri	sat	sun	mon	wed	thu	fri	sat			
31-Jul	sat	mon	tue	wed	thu	sat	sun	mon	tue	thu	fri	sat	sun			
01-Aug	sun	tue	wed	thu	fri	sat	18,376	mon	tue	wed	thu	sat	15,115			
02-Aug	mon	wed	thu	fri	sat	18,376	mon	tue	wed	thu	sat	13,622	sun	17,198		
03-Aug	tue	thu	fri	sat	17,959	sun	20,932	tue	wed	thu	fri	sun	16,985	mon	19,879	
04-Aug	wed	fri	sat	16,230	sun	17,664	mon	24,588	wed	thu	fri	sat	18,819	mon	17,714	
05-Aug	thu	sat	22,203	sun	21,123	mon	21,330	tue	24,619	thu	fri	sat	16,115	sun	21,463	
06-Aug	fri	8,461	sun	28,472	mon	24,139	tue	22,843	wed	21,577	fri	sat	20,500	sun	17,322	
07-Aug	sat	14,623	mon	31,253	tue	23,250	wed	22,073	thu	22,289	sat	21,658	sun	22,299	mon	19,273
08-Aug	sun	19,827	tue	31,930	wed	19,522	thu	20,863	fri	23,006	sun	23,850	mon	24,907	tue	21,022
09-Aug	mon	23,056	wed	32,548	thu	22,450	fri	21,634	sat	17,601	mon	25,323	tue	25,105	wed	20,315
10-Aug	tue	21,702	thu	31,382	fri	21,352	sat	17,948	sun	9,833	tue	24,842	wed	23,046	thu	19,458
11-Aug	wed	27,700	fri	28,724	sat	16,950	sun	9,098	mon	22,314	wed	22,314	thu	24,256	fri	17,614
12-Aug	thu	25,537	sat	22,505	sun	8,019	mon	21,799	tue	20,044	sat	12,775	sun	8,937	tue	20,238
13-Aug	fri	28,108	sun	10,314	mon	21,498	wed	21,498	sat	14,267	sun	8,034	mon	21,750	sat	15,862
14-Aug	sat	22,358	mon	22,358	tue	22,358	wed	22,358	thu	17,628	sun	9,548	mon	21,750	tue	20,238
15-Aug	sun	11,749	tue	22,358	wed	22,358	thu	22,358	fri	11,458	mon	21,750	tue	20,238	wed	17,628
16-Aug	mon	22,358	wed	22,358	thu	22,358	fri	22,358	sat	22,358	sun	22,358	mon	22,358	tue	22,358

xx,xxx = Rally Peak Traffic

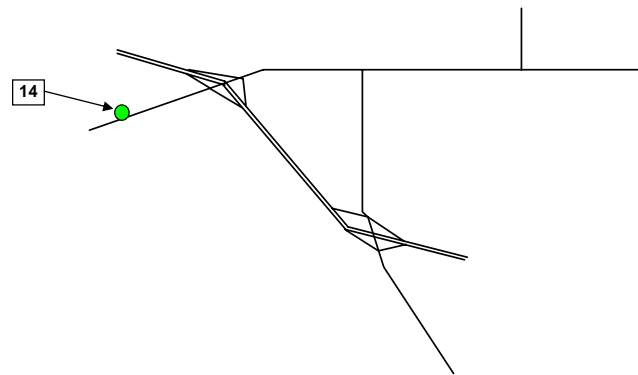
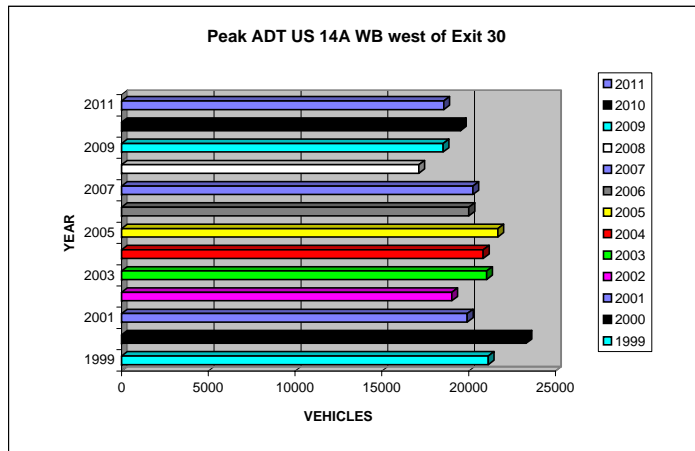


# Site 14

## US 14A WB South of Exit 30

Daily Traffic Volumes - 24 Hours																										
	1999	2000	2001	2002	2003	2004	2005	2006	2007	2008	2009	2010	2011													
27-Jul	tue	thu	fri	sat	sun	tue	wed	thu	fri	sun	mon	tue	wed													
28-Jul	wed	fri	sat	sun	mon	wed	thu	fri	sat	mon	tue	wed	thu													
29-Jul	thu	sat	sun	mon	tue	thu	fri	sat	sun	tue	wed	thu	fri													
30-Jul	fri	sun	mon	tue	wed	fri	sat	sun	mon	wed	thu	fri	sat													
31-Jul	sat	mon	tue	wed	thu	sat	sun	mon	tue	thu	fri	sat	sun													
01-Aug	sun	tue	wed	thu	fri	sun	mon	tue	wed	fri	sat	13,394	sun	mon												
02-Aug	mon	wed	thu	fri	sat	15,121	mon	tue	wed	thu	sat	13,283	sun	15,979	mon	tue										
03-Aug	tue	thu	fri	sat	15,144	sun	18,460	tue	wed	thu	fri	sun	16,420	mon	18,527	tue	wed									
04-Aug	wed	fri	sat	13,679	sun	15,802	mon	21,042	wed	thu	fri	sat	15,960	mon	17,124	tue	17,329	wed	thu							
05-Aug	thu	sat	16,832	sun	18,029	mon	19,027	tue	20,656	thu	fri	sat	16,343	sun	18,562	tue	17,131	wed	16,296	thu	fri	10,686				
06-Aug	fri	7,995	sun	22,861	mon	19,921	tue	18,868	wed	18,313	fri	sat	17,862	sun	18,252	mon	20,250	wed	16,542	thu	14,417	fri	sat	13,960		
07-Aug	sat	13,993	mon	22,118	tue	18,966	wed	18,029	thu	18,920	sat	17,051	sun	19,852	mon	19,409	tue	19,718	thu	15,789	fri	15,871	sat	15,275	sun	15,957
08-Aug	sun	18,206	tue	23,299	wed	16,394	thu	16,693	fri	18,607	sun	19,900	mon	21,496	tue	20,015	wed	18,160	fri	15,285	sat	12,038	sun	17,567	mon	18,572
09-Aug	mon	21,123	wed	22,803	thu	15,206	fri	17,788	sat	16,046	mon	20,845	tue	21,679	wed	19,717	thu	17,333	sat	12,618	sun	7,394	mon	19,528	tue	17,005
10-Aug	tue	20,639	thu	23,017	fri	17,364	sat	14,865	sun	9,625	tue	19,381	wed	19,373	thu	19,493	fri	16,780	sun	7,804	mon		tue	19,004	wed	17,295
11-Aug	wed	18,605	fri	20,567	sat	14,296	sun	8,636	mon		wed	18,394	thu	19,379	fri	17,569	sat	13,852	mon		tue		wed	17,727	thu	16,646
12-Aug	thu	15,434	sat	17,363	sun	7,936	mon		tue		thu	18,126	fri	17,308	sat	12,919	sun	8,567	tue		wed		thu	17,675	fri	5,865
13-Aug	fri	19,401	sun	9,323	mon		tue		wed		fri	18,600	sat	12,289	sun	8,704	mon		wed		thu		fri	16,805	sat	12,403
14-Aug	sat	15,283	mon		tue		wed		thu		sat	15,199	sun	9,417	mon		tue		thu		fri		sat	12,676	sun	7,569
15-Aug	sun	8,110	tue		wed		thu		fri		sun	9,844	mon		tue		wed		fri		sat		sun	8,252	mon	
16-Aug	mon		wed		thu		fri		sat		mon		tue		wed		thu		sat		sun		mon		tue	

xx,xxx = Rally Peak Traffic

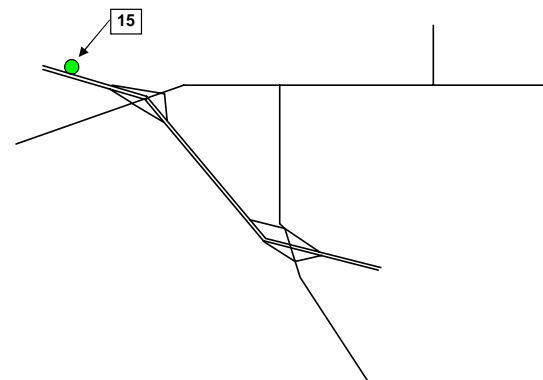
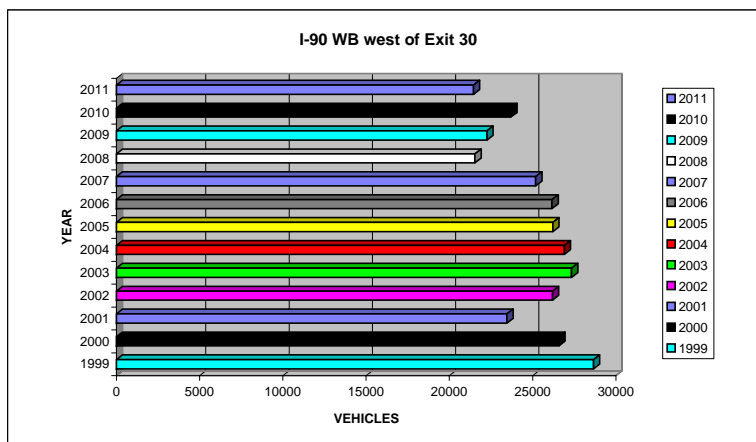


# Site 15

## I-90 WB West of Exit 30

Daily Traffic Volumes - 24 Hours													
	1999	2000	2001	2002	2003	2004	2005	2006	2007	2008	2009	2010	2011
27-Jul	tue	thu	fri	sat	sun	tue	wed	thu	fri	sun	mon	tue	wed
28-Jul	wed	fri	sat	sun	mon	wed	thu	fri	sat	mon	tue	wed	thu
29-Jul	thu	sat	sun	mon	tue	thu	fri	sat	sun	tue	wed	thu	fri
30-Jul	fri	sun	mon	tue	wed	fri	sat	sun	mon	wed	thu	fri	sat
31-Jul	sat	mon	tue	wed	thu	sat	sun	mon	tue	thu	fri	sat	sun
01-Aug	sun	tue	wed	thu	fri	sun	mon	tue	wed	fri	sat	14,544	sun
02-Aug	mon	wed	thu	fri	sat	17,068	mon	tue	wed	thu	sat	14,199	sun
03-Aug	tue	thu	fri	sat	15,601	sun	19,330	tue	wed	thu	fri	sun	16,330
04-Aug	wed	fri	sat	13,943	sun	17,698	mon	21,470	wed	thu	fri	sat	16,660
05-Aug	thu	sat	15,665	sun	16,819	mon	19,232	tue	22,802	thu	fri	sat	16,470
06-Aug	fri	10,938	sun	20,531	mon	18,630	tue	21,555	wed	27,340	fri	sat	17,656
07-Aug	sat	15,744	mon	23,096	tue	18,682	wed	26,197	thu	21,044	sat	17,464	sun
08-Aug	sun	20,337	tue	23,709	wed	23,455	thu	19,939	fri	19,885	sun	21,125	mon
09-Aug	mon	22,651	wed	26,582	thu	18,466	fri	18,752	sat	17,791	mon	21,640	tue
10-Aug	tue	21,700	thu	21,017	fri	16,605	sat	16,702	sun	12,294	tue	21,571	wed
11-Aug	wed	28,652	fri	18,328	sat	15,090	sun	11,546	mon	wed	26,905	thu	21,538
12-Aug	thu	16,879	sat	17,360	sun	11,022	mon	tue	21,776	fri	18,772	sat	15,191
13-Aug	fri	20,316	sun	11,892	mon	tue	wed	20,013	sat	14,267	sun	11,410	mon
14-Aug	sat	18,280	mon	tue	wed	thu	sat	16,460	sun	11,840	mon	tue	wed
15-Aug	sun	11,830	tue	wed	thu	fri	sat	11,912	mon	tue	wed	thu	fri
16-Aug	mon	wed	thu	fri	sat	mon	tue	wed	thu	sat	sun	mon	tue

xx,xxx = Rally Peak Traffic

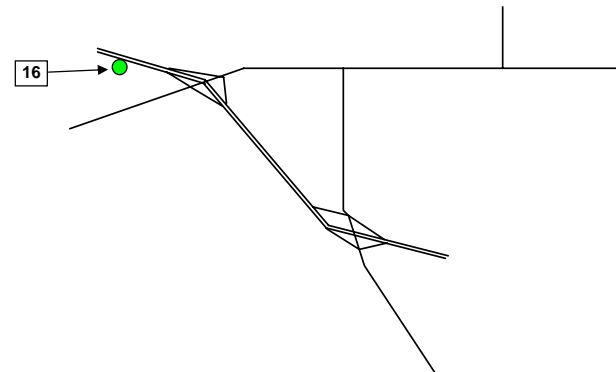
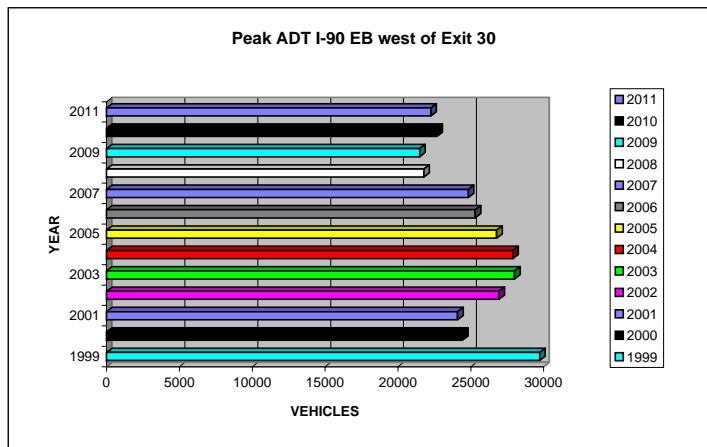


# Site 16

## I-90 EB West of Exit 30

Daily Traffic Volumes - 24 Hours																										
	1999	2000	#	2002	2003	2004	2005	2006	2007	2008	2009	2010	2011													
27-Jul	tue	thu	fri	sat	sun	tue	wed	thu	fri	sun	mon	tue	wed													
28-Jul	wed	fri	sat	sun	mon	wed	thu	fri	sat	mon	tue	wed	thu													
29-Jul	thu	sat	sun	mon	tue	thu	fri	sat	sun	tue	wed	thu	fri													
30-Jul	fri	sun	mon	tue	wed	fri	sat	sun	mon	wed	thu	fri	sat													
31-Jul	sat	mon	tue	wed	thu	sat	sun	mon	tue	thu	fri	sat	sun													
01-Aug	sun	tue	wed	thu	fri	sun	mon	tue	wed	fri	sat	14,669	sun	mon												
02-Aug	mon	wed	thu	fri	sat	16,908	mon	tue	wed	thu	sat	14,411	sun	16,089	mon	tue										
03-Aug	tue	thu	fri	sat	15,343	sun	18,397	tue	wed	thu	fri	sun	15,802	mon	18,875	tue	wed									
04-Aug	wed	fri	sat	13,633	sun	16,348	mon	21,088	wed	thu	fri	sat	16,709	mon	19,340	tue	20,559	wed	thu							
05-Aug	thu	sat	14,375	sun	15,652	mon	19,218	tue	22,559	thu	fri	sat	16,583	sun	18,760	tue	17,438	wed	21,486	thu	fri	13,058				
06-Aug	fri	11,558	sun	18,308	mon	19,227	tue	22,866	wed	28,004	fri	sat	18,074	sun	17,691	mon	21,285	wed	21,774	thu	16,294	fri	sat	15,600		
07-Aug	sat	14,993	mon	21,558	tue	19,649	wed	26,925	thu	21,198	sat	17,667	sun	19,791	mon	19,943	tue	20,318	thu	17,849	fri	17,191	sat	16,199	sun	15,989
08-Aug	sun	19,552	tue	21,659	wed	24,096	thu	21,804	fri	20,991	sun	19,814	mon	22,811	tue	21,429	wed	24,828	fri	17,044	sat	13,408	sun	17,852	mon	18,966
09-Aug	mon	23,713	wed	24,425	thu	19,136	fri	21,102	sat	16,374	mon	23,355	tue	22,689	wed	25,301	thu	20,686	sat	13,038	sun	8,441	mon	19,771	tue	18,355
10-Aug	tue	24,713	thu	19,875	fri	16,172	sat	16,474	sun	9,772	tue	20,431	wed	26,774	thu	20,557	fri	19,288	sun	8,097	mon		tue	19,762	wed	22,257
11-Aug	wed	29,724	fri	17,951	sat	10,920	sun	9,336	mon		wed	27,882	thu	22,569	fri	18,808	sat	14,876	mon		tue		wed	22,672	thu	18,185
12-Aug	thu	17,022	sat	14,738	sun	6,153	mon		tue		thu	22,823	fri	20,416	sat	13,617	sun	8,839	tue		wed		thu	18,727	fri	17,514
13-Aug	fri	23,481	sun	8,868	mon		tue		wed		fri	20,741	sat	13,876	sun	9,098	mon		wed		thu		fri	17,263	sat	12,744
14-Aug	sat	17,541	mon		tue		wed		thu		sat	16,026	sun	9,546	mon	18,114	tue		thu		fri		sat	12,239	sun	8,474
15-Aug	sun	10,130	tue		wed		thu		fri		sun	9,775	mon		tue		wed		fri		sat		sun	7,453	mon	
16-Aug	mon		wed		thu		fri		sat		mon		tue		wed		thu		sat		sun		mon		tue	

xx,xxx = Rally Peak Traffic

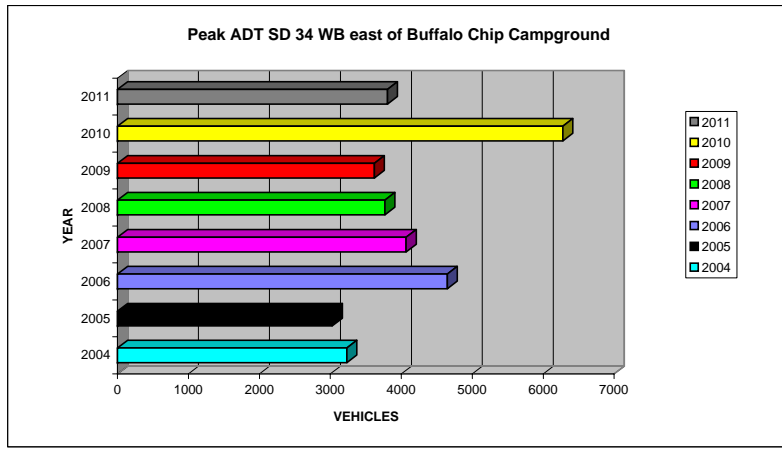
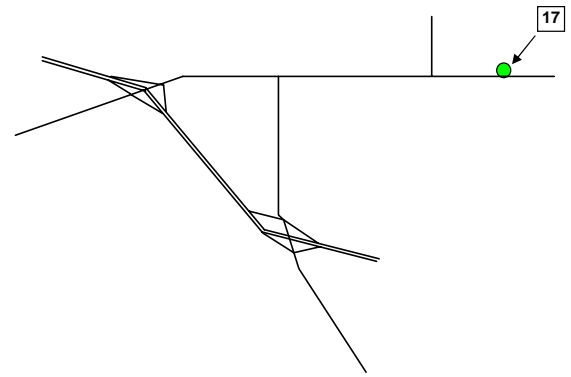


# Site 17

## SD 34 WB East of Buffalo Chip Campground

Daily Traffic Volumes - 24 Hours										
	2004	2005	2006	2007	2008	2009	2010	2011		
27-Jul	tue	wed	thu	fri	sun	mon	tue	wed		
28-Jul	wed	thu	fri	sat	mon	tue	wed	thu		
29-Jul	thu	fri	sat	sun	tue	wed	thu	fri		
30-Jul	fri	sat	sun	mon	wed	thu	fri	sat		
31-Jul	sat	sun	mon	tue	thu	fri	sat	sun		
01-Aug	sun	mon	tue	wed	fri	sat 2,615	sun	mon		
02-Aug	mon	tue	wed	thu	sat 2,714	sun 3,311	mon	tue		
03-Aug	tue	wed	thu	fri	sun 3,190	mon 3,517	tue	wed		
04-Aug	wed	thu	fri	sat 3,201	mon 3,768	tue 3,323	wed	thu		
05-Aug	thu	fri	sat 3,727	sun 3,657	tue 3,639	wed 3,620	thu	fri 2,219		
06-Aug	fri	sat 2,986	sun 3,908	mon 4,040	wed 3,442	thu 3,011	fri	sat 3,315		
07-Aug	sat 3,232	sun 3,118	mon 4,115	tue 3,618	thu 3,459	fri 2,663	sat 3,563	sun 3,384		
08-Aug	sun 3,195	mon 2,999	tue 4,647	wed 4,068	fri 2,665	sat 1,769	sun 4,212	mon 3,805		
09-Aug	mon 2,965	tue 3,028	wed 4,606	thu 3,706	sat 1,922	sun 1,039	mon 4,909	tue 3,736		
10-Aug	tue 2,462	wed 2,833	thu 4,096	fri 2,968	sun 1,015	mon	tue 5,896	wed 3,746		
11-Aug	wed 2,535	thu 2,839	fri 3,272	sat 2,103	mon	tue	wed 6,275	thu 3,509		
12-Aug	thu 2,661	fri 2,092	sat 2,411	sun 1,139	tue	wed	thu 4,665	fri 2,827		
13-Aug	fri 2,648	sat 1,369	sun 1,175	mon	wed	thu	fri 4,254	sat 2,050		
14-Aug	sat 1,836	sun 932	mon	tue	thu	fri	sat 2,671	sun 1,106		
15-Aug	sun 946	mon	tue	wed	fri	sat	sun 1,273	mon		
16-Aug	mon	tue	wed	thu	sat	sun	mon	tue		

xx,xxx = Rally Peak Traffic



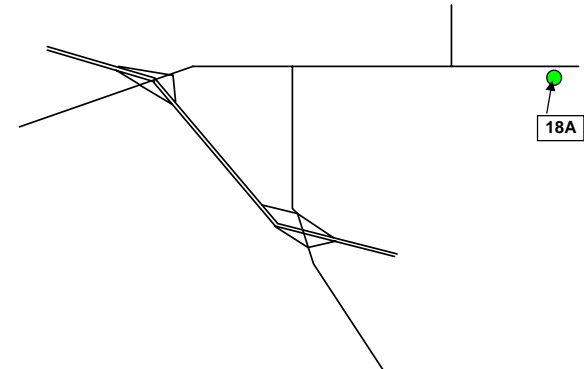
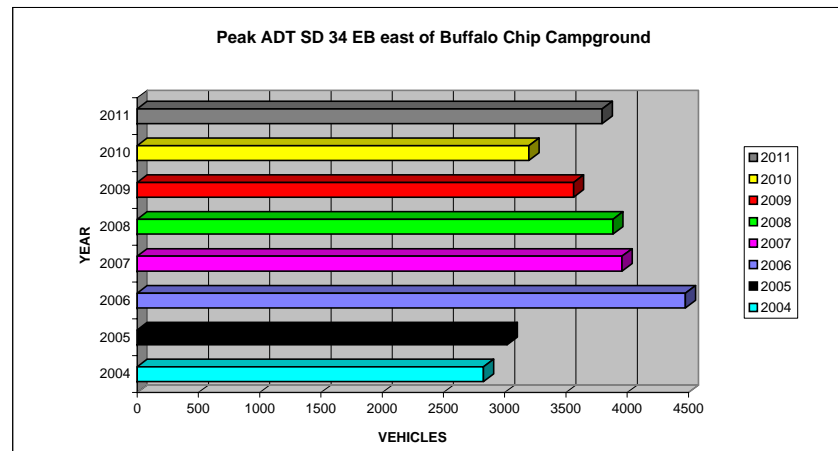
# Site 18

## SD 34 EB East of Buffalo Chip Campground

Daily Traffic Volumes - 24 Hours																
	2004	2005	2006	2007	2008	2009	2010	2011								
27-Jul	tue	wed	thu	fri	sun	mon	tue	wed								
28-Jul	wed	thu	fri	sat	mon	tue	wed	thu								
29-Jul	thu	fri	sat	sun	tue	wed	thu	fri								
30-Jul	fri	sat	sun	mon	wed	thu	fri	sat								
31-Jul	sat	sun	mon	tue	thu	fri	sat	sun								
01-Aug	sun	mon	tue	wed	fri	sat	2,397	sun	mon							
02-Aug	mon	tue	wed	thu	sat	2,476	sun	3,134	mon	tue						
03-Aug	tue	wed	thu	fri	sun	3,264	mon	3,563	tue	wed						
04-Aug	wed	thu	fri	sat	2,873	mon	3,598	tue	3,279	wed	thu					
05-Aug	thu	fri	sat	3,366	sun	3,649	tue	3,884	wed	3,424	thu	1,740				
06-Aug	fri	sat	2,404	sun	3,885	mon	3,958	wed	3,260	thu	2,906	fri	sat	2,600		
07-Aug	sat	2,554	sun	2,796	mon	4,121	tue	3,712	thu	3,246	fri	2,552	sat	*	sun	3,377
08-Aug	sun	2,819	mon	2,917	tue	4,476	wed	3,848	fri	2,637	sat	1,747	sun	*	mon	3,797
09-Aug	mon	2,828	tue	3,021	wed	4,315	thu	3,428	sat	2,051	sun	1,235	mon	*	tue	3,725
10-Aug	tue	2,556	wed	2,612	thu	4,017	fri	3,000	sun	1,235	mon		tue	*	wed	3,773
11-Aug	wed	2,510	thu	2,620	fri	3,209	sat	2,329	mon		tue		wed	*	thu	3,335
12-Aug	thu	2,355	fri	2,302	sat	2,365	sun	1,376	tue		wed		thu	*	fri	2,617
13-Aug	fri	2,638	sat	1,845	sun	1,296	mon		wed		thu		fri	3,198	sat	2,142
14-Aug	sat	2,069	sun	1,389	mon		tue		thu		fri		sat	2,330	sun	1,238
15-Aug	sun	1,563	mon		tue		wed		fri		sat		sun	1,461	mon	
16-Aug	mon		tue		wed		thu		sat		sun		mon		tue	

xx,xxx = Rally Peak Traffic

\* = Roadtube cut



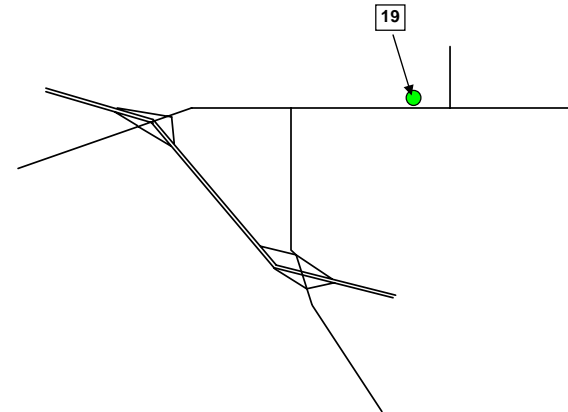
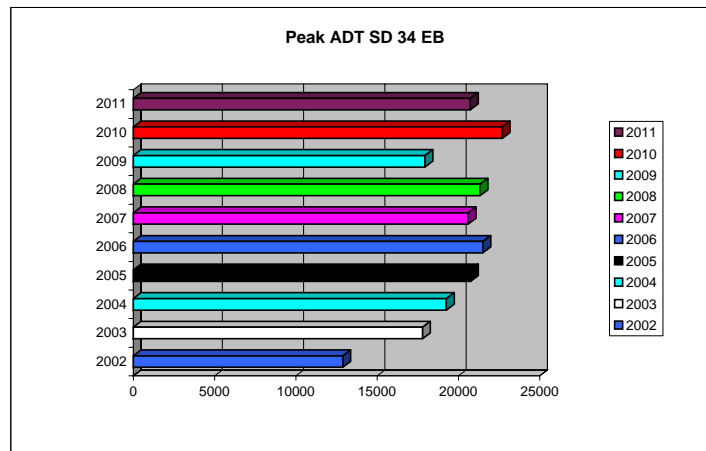
# Site 19

## SD 34 WB East of Glencoe

Daily Traffic Volumes - 24 Hours

	2002	2003	2004	2005	2006	2007	2008	2009	2010	2011	
27-Jul	sat	sun	tue	wed	thu	fri	sun	mon	tue	wed	
28-Jul	sun	mon	wed	thu	fri	sat	mon	tue	wed	thu	
29-Jul	mon	tue	thu	fri	sat	sun	tue	wed	thu	fri	
30-Jul	tue	wed	fri	sat	sun	mon	wed	thu	fri	sat	
31-Jul	wed	thu	sat	sun	mon	tue	thu	fri	sat	sun	
01-Aug	thu	fri	sun	mon	tue	wed	fri	sat 10,725	sun	mon	
02-Aug	fri	sat 10,425	mon	tue	wed	thu	sat 10,719	sun *	mon	tue	
03-Aug	sat 8,690	sun 14,189	tue	wed	thu	fri	sun 13,574	mon 14,179	tue	wed	
04-Aug	sun 11,401	mon 17,572	wed	thu	fri	sat 11,678	sun 17,034	tue *	wed	thu	
05-Aug	mon 11,700	tue 17,794	thu	fri	sat 12,443	sun 15,412	tue 21,331	wed 17,941	thu	fri 7,114	
06-Aug	tue 12,545	wed 15,671	fri	sat 12,527	sun 16,152	mon 18,047	wed 18,372	thu 17,729	fri	sat 11,602	
07-Aug	wed 12,898	thu 14,944	sat 11,882	sun 16,182	mon 18,384	tue 19,550	thu 18,908	fri *	sat 12,690	sun 14,592	
08-Aug	thu 11,817	fri 14,525	sun 16,704	mon 20,748	tue 19,976	wed 20,600	fri 15,769	sat *	sun 17,426	mon 18,618	
09-Aug	fri 11,039	sat 10,635	mon 18,978	tue 19,006	wed 20,963	thu 18,178	sat 10,986	sun *	mon 19,709	tue 20,183	
10-Aug	sat 9,569	sun 5,088	tue 19,236	wed 18,335	thu 21,509	fri 17,287	sun 5,164	mon	tue 21,308	wed 20,741	
11-Aug	sun 4,824	mon	wed 17,569	thu 19,673	fri 16,722	sat 11,985	mon	tue	wed 22,700	thu 18,701	
12-Aug	mon	tue	thu 17,927	fri 15,143	sat 11,840	sun 6,466	tue	wed	thu 21,033	fri 15,970	
13-Aug	tue	wed	fri 17,557	sat 10,392	sun 5,772	mon	wed	thu	fri 19,104	sat 12,526	
14-Aug	wed	thu	sat 12,987	sun 5,648	mon	tue	thu	fri	sat 10,377	sun *	
15-Aug	thu	fri	sun 6,865	mon	tue	wed	fri	sat	sun 4,135	mon	
16-Aug	fri	sat	mon	tue	wed	thu	sat	sun	mon	tue	

xx,xxx = Rally Peak Traffic



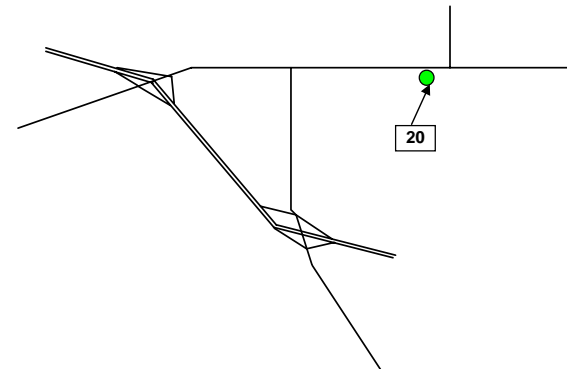
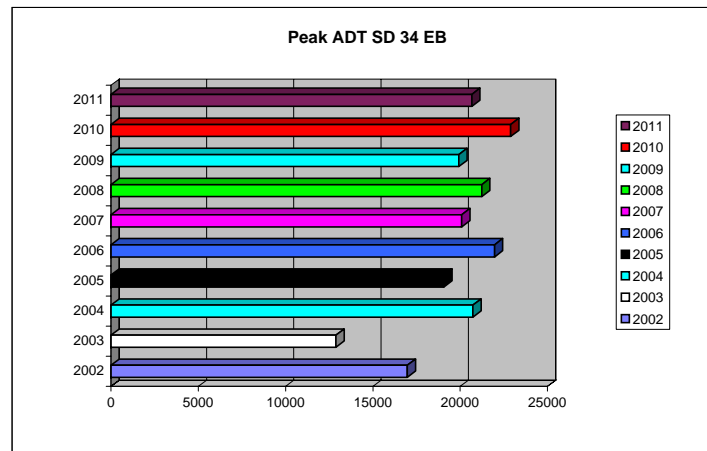
# Site 20

## SD 34 EB East of Glencoe

Daily Traffic Volumes - 24 Hours

	2002	2003	2004	2005	2006	2007	2008	2009	2010	2011	
27-Jul	sat	sun	tue	wed	thu	fri	sun	mon	tue	wed	
28-Jul	sun	mon	wed	thu	fri	sat	mon	tue	wed	thu	
29-Jul	mon	tue	thu	fri	sat	sun	tue	wed	thu	fri	
30-Jul	tue	wed	fri	sat	sun	mon	wed	thu	fri	sat	
31-Jul	wed	thu	sat	sun	mon	tue	thu	fri	sat	sun	
01-Aug	thu	fri	sun	mon	tue	wed	fri	sat 12,494	sun	mon	
02-Aug	fri	sat 12,065	mon	tue	wed	thu	sat 11,912	sun 16,846	mon	tue	
03-Aug	sat 9,529	sun 14,630	tue	wed	thu	fri	sun 15,412	mon 16,812	tue	wed	
04-Aug	sun 10,567	mon 16,975	wed	thu	fri	sat 13,480	mon 21,232	tue 16,495	wed	thu	
05-Aug	mon 11,456	tue 16,360	thu	fri	sat 14,439	sun 17,033	tue 17,431	wed 19,918	thu	fri 8,409	
06-Aug	tue 12,884	wed 14,922	fri	sat 13,563	sun 17,686	mon 20,083	wed 18,544	thu 13,571	fri	sat 13,713	
07-Aug	wed 11,825	thu 13,630	sat 14,013	sun 18,203	mon 19,130	tue 18,858	thu 17,620	fri 13,496	sat 15,004	sun 15,964	
08-Aug	thu 9,881	fri 12,467	sun 17,335	mon 19,059	tue 21,695	wed 19,308	fri 12,622	sat 8,190	sun 19,060	mon 20,666	
09-Aug	fri 10,456	sat 8,455	mon 20,731	tue 18,361	wed 20,483	thu 18,653	sat 8,581	sun 4,336	mon 21,871	tue 19,192	
10-Aug	sat 7,759	sun 5,269	tue 16,248	wed 18,463	thu 18,105	fri 13,744	sun 4,082	mon	tue 22,884	wed 18,752	
11-Aug	sun 4,783	mon	wed 16,954	thu 16,496	fri 14,848	sat 10,008	mon	tue	wed 19,280	thu 17,349	
12-Aug	mon	tue	thu 17,671	fri 12,958	sat 9,034	sun 4,468	mon	wed	thu 19,100	fri 11,843	
13-Aug	tue	wed	fri 14,222	sat 7,985	sun 4,949	mon	wed	thu	fri 15,056	sat 10,035	
14-Aug	wed	thu	sat 10,060	sun 4,997	mon	tue	thu	fri	sat 10,256	sun 4,666	
15-Aug	thu	fri	sun 5,141	mon	tue	wed	fri	sat	sun 5,139	mon	
16-Aug	fri	sat	mon	tue	wed	thu	sat	sun	mon	tue	

xx,xxx = Rally Peak Traffic



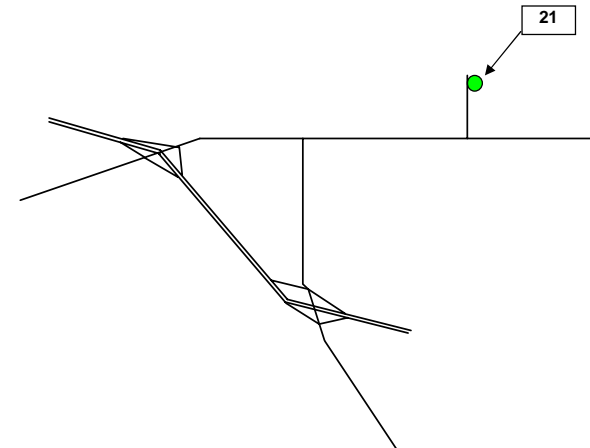
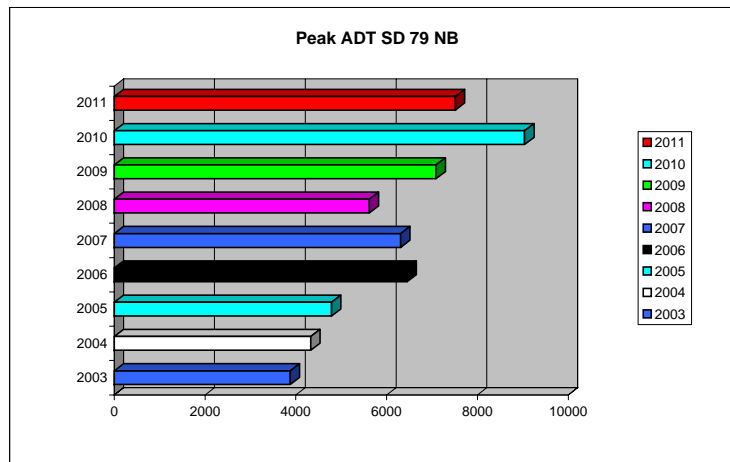
# Site 21

## SD 79 NB North of SD 34

Daily Traffic Volumes - 24 Hours

	2003	2004	2005	2006	2007	2008	2009	2010	2011		
27-Jul	sat	tue	wed	thu	fri	sun	mon	tue	wed		
28-Jul	sun	wed	thu	fri	sat	mon	tue	wed	thu		
29-Jul	mon	thu	fri	sat	sun	tue	wed	thu	fri		
30-Jul	tue	fri	sat	sun	mon	wed	thu	fri	sat		
31-Jul	wed	sat	sun	mon	tue	thu	fri	sat	sun		
01-Aug	thu	sun	mon	tue	wed	fri	sat 3,990	sun	mon		
02-Aug	fri	mon	tue	wed	thu	sat 3,413	sun 5,179	mon	tue		
03-Aug	sat 2,155	tue	wed	thu	fri	sun 4,398	mon 6,272	tue	wed		
04-Aug	sun 3,114	wed	thu	fri	sat 3,561	mon 4,336	tue 6,553	wed	thu		
05-Aug	mon 3,819	thu	fri	sat 3,534	sun 4,672	tue 5,597	wed 7,086	thu	fri 3,056		
06-Aug	tue 3,878	fri	sat 2,806	sun 4,061	mon 5,252	wed 5,171	thu 5,178	fri	sat 4,619		
07-Aug	wed 3,629	sat 2,834	sun 3,728	mon 4,897	tue 4,905	thu 5,618	fri 4,070	sat 5,494	sun 5,419		
08-Aug	thu 3,046	sun 3,699	mon 4,677	tue 5,828	wed 6,307	fri 4,339	sat 3,110	sun 7,631	mon 7,207		
09-Aug	fri 2,842	mon 3,703	tue 4,783	wed 6,449	thu 5,111	sat 3,254	sun 2,008	mon 7,669	tue 6,361		
10-Aug	sat 2,479	tue 4,128	wed 4,748	thu 5,866	fri 4,509	sun 2,123	mon	tue 8,352	wed 7,512		
11-Aug	sun 2,353	wed 4,329	thu 4,507	fri 4,514	sat 3,282	mon	tue	wed 9,039	thu 5,910		
12-Aug	mon	thu 3,572	fri 3,365	sat 3,322	sun 2,274	tue	wed	thu 7,124	fri 4,979		
13-Aug	tue	fri 3,387	sat 2,408	sun 3,463	mon	wed	thu	fri 5,430	sat 3,792		
14-Aug	wed	sat 2,750	sun 2,445	mon	tue	thu	fri	sat 3,964	sun 2,664		
15-Aug	thu	sun 2,498	mon	tue	wed	fri	sat	sun 2,569	mon		
16-Aug	fri	mon	tue	wed	thu	sat	sun	mon	tue		

xx,xxx = Rally Peak Traffic



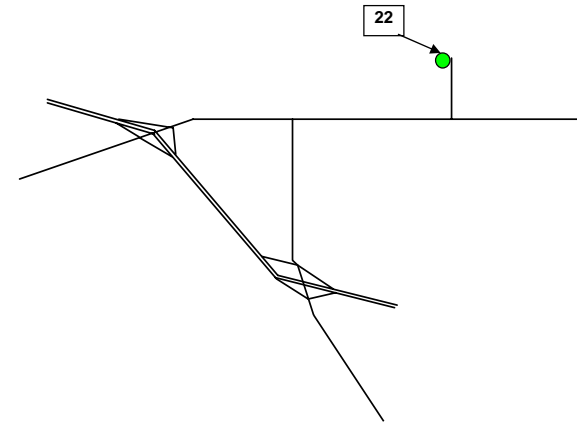
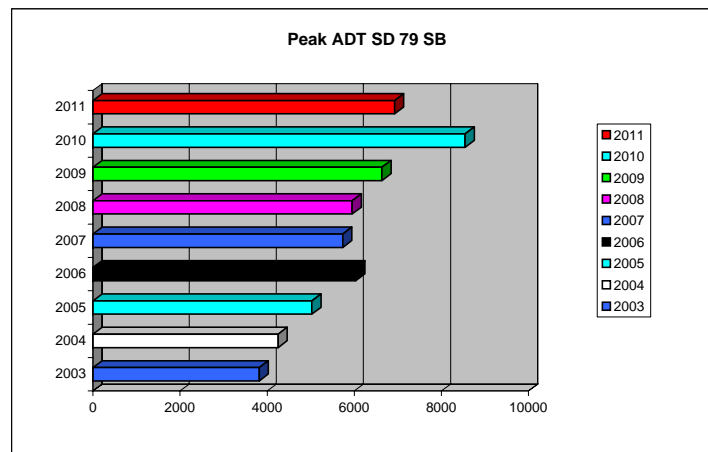
# Site 22

## SD 79 SB North of SD 34

Daily Traffic Volumes - 24 Hours

	2003	2004	2005	2006	2007	2008	2009	2010	2011			
27-Jul	sat		tue	wed	thu	fri	sun	mon	tue	wed		
28-Jul	sun		wed	thu	fri	sat	mon	tue	wed	thu		
29-Jul	mon		thu	fri	sat	sun	tue	wed	thu	fri		
30-Jul	tue		fri	sat	sun	mon	wed	thu	fri	sat		
31-Jul	wed		sat	sun	mon	tue	thu	fri	sat	sun		
01-Aug	thu		sun	mon	tue	wed	fri	sat 4,379	sun	mon		
02-Aug	fri		mon	tue	wed	thu	sat 3,898	sun 5,611	mon	tue		
03-Aug	sat 2,580	tue	wed	thu	fri	sun 4,509	mon 6,636	tue	wed			
04-Aug	sun 3,114	wed	thu	fri	sat 4,056	mon 5,471	tue 6,388	wed	thu			
05-Aug	mon 3,819	thu	fri	sat 4,071	sun 4,882	tue 4,807	wed 5,339	thu	fri 3,322			
06-Aug	tue 3,695	fri	sat 3,337	sun 4,533	mon 5,375	wed 5,952	thu 5,096	fri	sat 5,069			
07-Aug	wed 3,560	sat 3,135	sun 4,090	mon 4,767	tue 4,950	thu 5,266	fri 4,705	sat 5,608	sun 5,289			
08-Aug	thu 3,254	sun 3,753	mon 4,969	tue 6,033	wed 5,735	fri 4,063	sat 3,196	sun 7,568	mon 6,789			
09-Aug	fri 2,884	mon 4,192	tue 4,566	wed 6,422	thu 5,209	sat 2,638	sun 1,963	mon 7,981	tue 6,419			
10-Aug	sat 2,133	tue 3,745	wed 5,025	thu 5,537	fri 3,998	sun 1,439	mon	tue 8,532	wed 6,926			
11-Aug	sun 1,466	wed 4,059	thu 4,483	fri 4,369	sat 2,915	mon	tue	wed 8,543	thu 5,978			
12-Aug	mon	thu 4,250	fri 3,009	sat 2,684	sun 1,498	tue	wed	thu 7,417	fri 4,912			
13-Aug	tue	fri 3,284	sat 1,784	sun 1,631	mon	wed	thu	fri 5,637	sat 3,381			
14-Aug	wed	sat 2,103	sun 1,483	mon	tue	thu	fri	sat 3,307	sun 1,673			
15-Aug	thu	sun 1,563	mon	tue	wed	fri	sat	sun 2,143	mon			
16-Aug	fri	mon	tue	wed	thu	sat	sun	mon	tue			

xx,xxx = Rally Peak Traffic



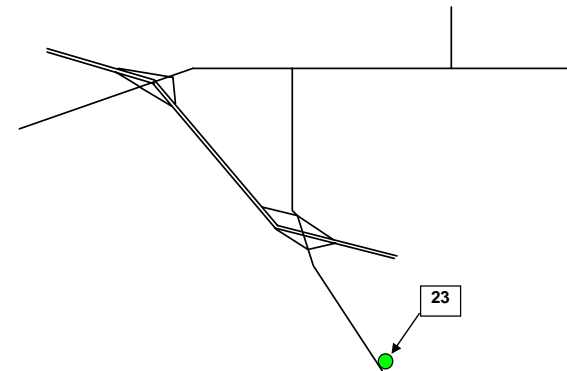
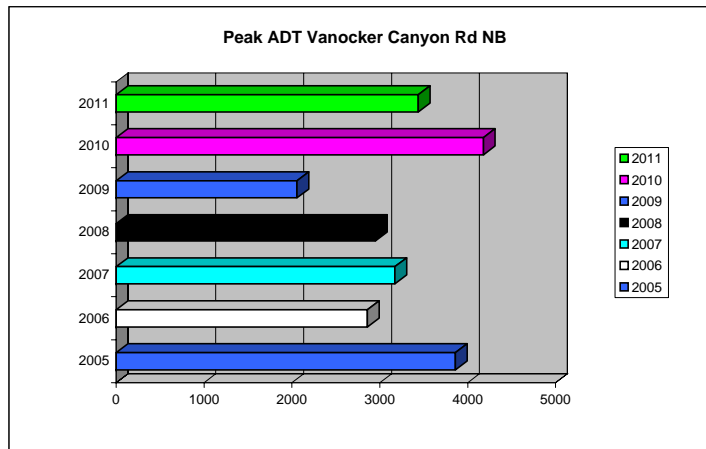
# Site 23

## NB Vanocker Canyon Rd

Daily Traffic Volumes - 24 Hours

	2005	2006	2007	2008	2009	2010	2011				
27-Jul	wed	thu	fri	sun	mon	tue	wed				
28-Jul	thu	fri	sat	mon	tue	wed	thu				
29-Jul	fri	sat	sun	tue	wed	thu	fri				
30-Jul	sat	sun	mon	wed	thu	fri	sat				
31-Jul	sun	mon	tue	thu	fri	sat	sun				
01-Aug	mon	tue	wed	fri	sat 1,212	sun	mon				
02-Aug	tue	wed	thu	sat 2,190	sun 1,508	mon	tue				
03-Aug	wed	thu	fri	sun 2,468	mon 2,059	tue	wed				
04-Aug	thu	fri	sat 2,264	mon 2,471	tue 1,836	wed	thu				
05-Aug	fri	sat 2,052	sun 2,819	tue 2,859	wed 1,341	thu	fri 1,361				
06-Aug	sat 2,950	sun 2,058	mon 3,173	wed 2,378	thu 1,058	fri	sat 2,464				
07-Aug	sun 3,373	mon 2,294	tue 3,008	thu 2,950	fri 1,567	sat 2,431	sun 2,433				
08-Aug	mon 3,859	tue 2,859	wed 2,650	fri 2,186	sat 872	sun 3,275	mon 3,438				
09-Aug	tue 3,555	wed 2,452	thu 2,888	sat 1,408	sun 378	mon 3,379	tue 2,545				
10-Aug	wed 3,384	thu 2,809	fri 2,266	sun 609	mon	tue 4,179	wed 2,510				
11-Aug	thu 3,462	fri 2,107	sat 1,821	mon	tue	wed 2,673	thu 2,828				
12-Aug	fri 2,728	sat 1,013	sun 718	tue	wed	thu 3,219	fri 2,561				
13-Aug	sat 1,778	sun 628	mon	wed	thu	fri 2,440	sat 1,875				
14-Aug	sun 1,536	mon	tue	thu	fri	sat 1,385	sun 749				
15-Aug	mon	tue	wed	fri	sat	sun 743	mon				
16-Aug	tue	wed	thu	sat	sun	mon	tue				

xx,xxx = Rally Peak Traffic



# Site 24

## SB Vanocker Canyon Rd

Daily Traffic Volumes - 24 Hours

	2005	2006	2007	2008	2009	2010	2011				
27-Jul	wed	thu	fri	sun	mon	tue	wed				
28-Jul	thu	fri	sat	mon	tue	wed	thu				
29-Jul	fri	sat	sun	tue	wed	thu	fri				
30-Jul	sat	sun	mon	wed	thu	fri	sat				
31-Jul	sun	mon	tue	thu	fri	sat	sun				
01-Aug	mon	tue	wed	fri	sat 2,435	sun	mon				
02-Aug	tue	wed	thu	sat 2,327	sun 3,312	mon	tue				
03-Aug	wed	thu	fri	sun 2,985	mon 4,103	tue	wed				
04-Aug	thu	fri	sat 2,451	mon 2,976	tue 3,891	wed	thu				
05-Aug	fri	sat 1,925	sun 3,175	tue 3,629	wed 2,774	thu	fri 1,626				
06-Aug	sat 3,074	sun 2,122	mon 3,849	wed 2,909	thu 2,047	fri	sat 3,249				
07-Aug	sun 3,660	mon 2,946	tue 3,343	thu 3,194	fri 3,155	sat 3,067	sun 3,606				
08-Aug	mon 4,169	tue 3,161	wed 3,002	fri 2,838	sat 1,569	sun 4,219	mon 4,520				
09-Aug	tue 4,232	wed 2,632	thu 3,525	sat 1,767	sun 494	mon 4,528	tue 3,563				
10-Aug	wed 3,423	thu 3,064	fri 2,822	sun 729	mon	tue 4,922	wed 3,571				
11-Aug	thu 3,975	fri 2,574	sat 1,935	mon	tue	wed 3,676	thu 4,013				
12-Aug	fri 2,947	sat 1,062	sun 733	tue	wed	thu 4,040	fri 3,294				
13-Aug	sat 1,664	sun 639	mon	wed	thu	fri 2,929	sat 2,408				
14-Aug	sun 1,433	mon	tue	thu	fri	sat 1,636	sun 945				
15-Aug	mon	tue	wed	fri	sat	sun 986	mon				
16-Aug	tue	wed	thu	sat	sun	mon	tue				

xx,xxx = Rally Peak Traffic

